

NorthStar Ethical Defensive Growth Portfolio

February 2026

Key Information

A summary of key information about the NorthStar Ethical Defensive Growth Portfolio:

Portfolio Type
Capital Growth

Inception Date
01.01.21

Constituent Funds
9

FE Risk Score
44

Historic Yield
2.7%

Volatility
4.8%

Targeted Average Annual Return¹
3-4%

Indicative Risk Level
2/10

Rebalance Frequency
Biannual

Benchmark²
IA MI 0-35% Shares

Portfolio Charges

At NorthStar, we believe in total charging transparency and are committed to simple, clear fees. The annual charge for the NorthStar Ethical Defensive Growth Portfolio is:

Annual Portfolio Charge (OCF)³
0.38%

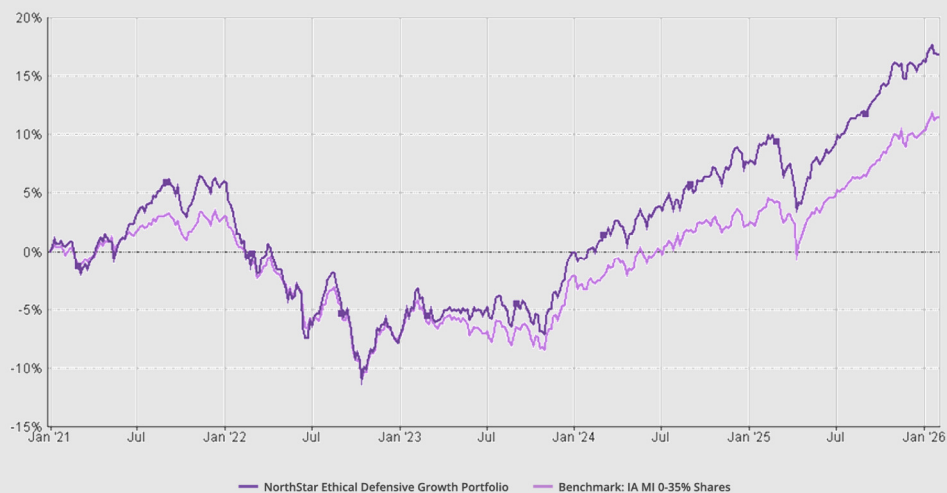
All investors also pay an annual platform charge and ongoing advice fee dependent upon circumstances.

Investment Objective

The NorthStar Ethical Defensive Growth Portfolio is suitable for investors who are seeking to invest 'ethically' and require a high level of capital security, protecting their investment from the majority of short-term market fluctuation. The portfolio is constructed using a broad range of assets which may include equities, fixed income, property, infrastructure, alternative investments and cash. The diversification and low-risk construction of this portfolio will insulate investors from a significant amount of short-term market volatility and provide a high degree of capital protection. Investments are predominantly held in assets that seek to promote environmental, ethical, sustainable and socially responsible causes and exclude companies that promote or produce tobacco, fossil fuels, arms, gambling, animal testing and similar activities. Equity exposure will typically be around 40%, meaning long-term returns may be lower than some portfolios in the NorthStar range to achieve the required level of capital security. Due to the nature of underlying holdings, investment in this portfolio should be seen as a long-term strategy. Risk aspects include inflation risk, capital risk, shortfall risk, and exchange rate risk. The key objective of the portfolio is to adhere to high ethical, sustainable and socially responsible standards at all times. These considerations will always take precedence over portfolio returns. The portfolio targets capital growth in excess of 3-4% per annum over a rolling 5-year period and is benchmarked against the IA Mixed Investment 0-35% Shares sector average. Values may fall as well as rise and investors may not get back the amount originally invested.

Portfolio Performance

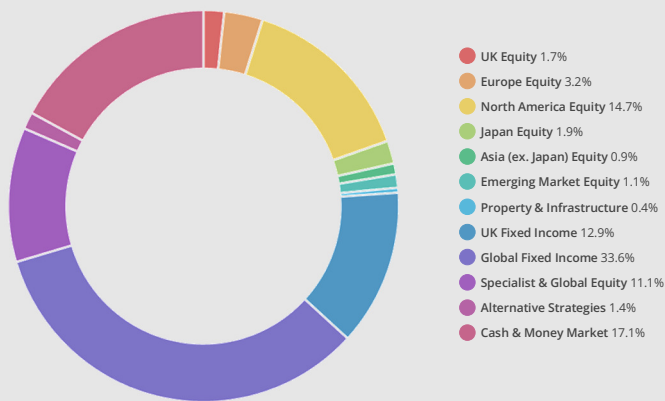
Performance of the NorthStar Ethical Defensive Growth Portfolio to February 2026:



	3 Months	6 Months	1 Year	3 Years	5 Years	Since Inception
NorthStar Ethical Defensive Growth Portfolio	0.5%	4.8%	6.6%	22.6%	17.2%	16.8%
Benchmark: IA MI 0-35% Shares	1.3%	4.9%	7.1%	17.6%	12.0%	11.5%
<i>Relative Performance</i>	-0.8%	-0.1%	-0.5%	5.0%	5.2%	5.3%

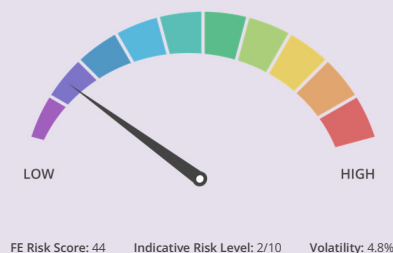
Portfolio Asset Allocation

The current asset allocation of the NorthStar Ethical Defensive Growth Portfolio:



Portfolio Risk

The NorthStar Ethical Defensive Growth Portfolio is a lower-risk investment strategy that is likely to exhibit relatively low volatility and downside risk to achieve the required level of capital growth.



Portfolio Commentary

The past six months delivered strong returns for investors despite ongoing uncertainty. US equities posted solid gains in local currency terms, but a significant fall in the US Dollar during 2025 meant UK investors saw more muted returns from American holdings. International markets outperformed the US, reversing several years of American dominance. The FTSE 100 broke through 10,000 for the first time, capping its best annual performance in over a decade, while Europe, Asia and emerging markets also fared well. However, sharp sell-offs along the way reminded investors that volatility remains, as President Trump's unpredictable policy moves kept markets on edge. Safe-haven assets such as gold and silver attracted renewed interest and delivered strong gains.

The NorthStar Ethical Defensive Growth Portfolio delivered a return of 4.8% since the last investment review. This performance saw it finish just behind the benchmark, which ended the period 4.9% higher. Over the past year as a whole, the portfolio is up by 6.6%, just behind the benchmark, which rose 7.1%. The best performing fund was 'Vanguard ESG Screened Developed World All Cap Equity Index', with a return of almost 8% during the past six months. At the other end of the spectrum was 'Royal London Short Term Money Market', recording a gain of 1.7% over this period.

The outlook for 2026 is cautiously optimistic but uncertain. The IMF forecasts global growth of 3.3%, supported by technology investment and falling interest rates in many regions. The Trump administration's unpredictable approach to trade and foreign policy continues to unsettle markets, while events such as the UK local elections, US midterms and a new Federal Reserve Chair will be watched closely by the markets. The transition to green technology and artificial intelligence looks set to continue. The latter remains a source of both opportunity and volatility as debate continues over valuations and whether productivity gains will justify current investment levels. Maintaining a well-diversified portfolio aligned to long-term objectives remains the most prudent approach.

Constituent Funds

The NorthStar Ethical Defensive Growth Portfolio contains the following funds:

L&G FW ESG Screened and Selected Multi-Index 4	15%
Royal London Short Term Money Market	15%
HSBC Global Responsible Multi-Asset Conservative Portfolio	13%
Vanguard ESG Screened Developed World All Cap Equity Index	13%
Vanguard ActiveLife Climate Aware 40-50% Equity	12%
iShares Screened Global Corporate Bond Index	9%
BNY Mellon FutureLegacy 3	8%
Fidelity Sustainable Multi Asset Balanced	8%
Rathbone Ethical Bond	7%
Total	100%

About NorthStar Wealth Management

Award-winning independent financial planning designed to help you take control of your money, grow your wealth, protect your lifestyle and plan for a more certain future.

Contact NorthStar Wealth Management

Freephone: 0800 6906 247 | Email: info@nswm.co.uk | Website: nswm.co.uk

Address: Ocean Village Innovation Centre, Ocean Way, Southampton, Hampshire, SO14 3JZ



1. Targeted average annual return is based on the average long-term returns of applicable asset classes and is in no way guaranteed. 2. Portfolio benchmarked over a rolling 5-year period. 3. Calculated using the weighted ongoing charges figure (OCF) of constituent funds on primary platform. Portfolio charges on other platforms may vary. Performance data are on a bid-to-bid basis, with income reinvested. Performance data do not take into account platform or advisory charges and exclude any holdings in platform 'cash accounts'. Performance data show returns for discounted 'super clean' funds where these are available. Such funds may not be available on all platforms. Performance data are rounded to the nearest 0.1% so small rounding errors may occur. Data correct as at 01.02.26. Source: FE. The value of investments and the income from them can fluctuate and investors may not get back the full amount invested. Past performance is not necessarily a guide to future performance. The tax treatment of investments depends on individual circumstances and is subject to changes in tax legislation. Figures are provided for illustrative purposes only and their accuracy cannot be guaranteed. Information provided should not be relied upon in isolation when making investment decisions and does not constitute advice or an offer to purchase any investment or product. Please contact us for more information on our range of portfolios. © NorthStar Wealth Management Group Ltd. Registered in England and Wales: 09069129. Authorised and regulated by the Financial Conduct Authority. Registered office: Ocean Village Innovation Centre, Ocean Way, Southampton, Hampshire, SO14 3JZ.