

# NorthStar Balanced Growth Portfolio

February 2026

## Key Information

A summary of key information about the NorthStar Balanced Growth Portfolio:

**Portfolio Type**  
Capital Growth

**Inception Date**  
01.01.15

**Constituent Funds**  
11

**FE Risk Score**  
76

**Historic Yield**  
1.6%

**Volatility**  
7.0%

**Targeted Average Annual Return<sup>1</sup>**  
5-6%

**Indicative Risk Level**  
6/10

**Rebalance Frequency**  
Biannual

**Benchmark<sup>2</sup>**  
IA MI 40-85% Shares

## Portfolio Charges

At NorthStar, we believe in total charging transparency and are committed to simple, clear fees. The annual charge for the NorthStar Balanced Growth Portfolio is:

**Annual Portfolio Charge (OCF)<sup>3</sup>**  
0.22%

All investors also pay an annual platform charge and ongoing advice fee dependent upon circumstances.

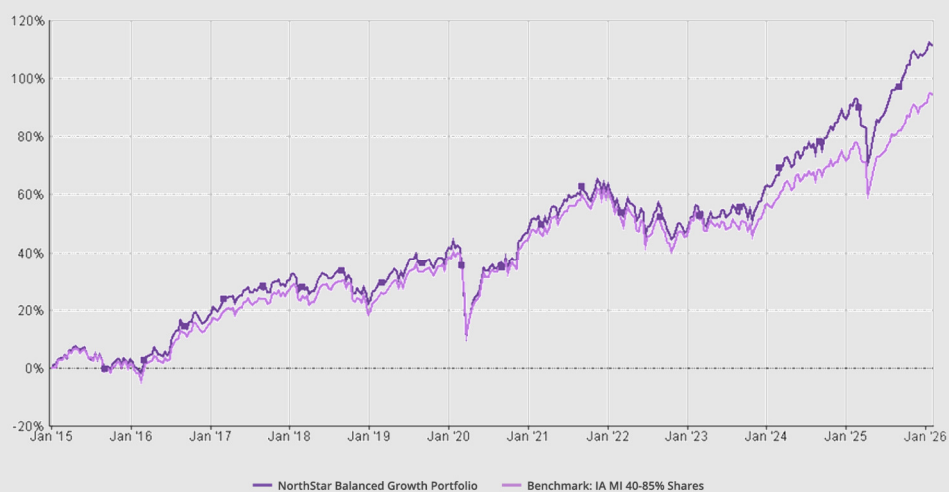
## Investment Objective

The NorthStar Balanced Growth Portfolio is suitable for investors who are seeking a balance between capital growth and capital security. The portfolio is constructed using a broad range of assets which may include equities, fixed income, property, infrastructure, alternative investments and cash. The diversification of this portfolio will insulate investors from some short-term market volatility. Equity content will typically be around 70%, meaning the portfolio will exhibit moderate downside risk to achieve the required level of capital growth.

Due to the nature of underlying holdings, investment in this portfolio should be seen as a long-term strategy. Risk aspects include inflation risk, capital risk, shortfall risk, and exchange rate risk. The portfolio targets capital growth in excess of 5-6% per annum over a rolling 5-year period and is benchmarked against the IA Mixed Investment 40-85% Shares sector average. Values may fall as well as rise and investors may not get back the amount originally invested.

## Portfolio Performance

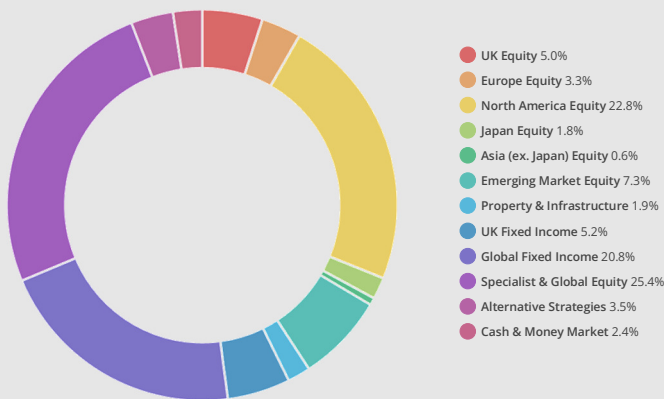
Performance of the NorthStar Balanced Growth Portfolio to February 2026:



	3 Months	6 Months	1 Year	3 Years	5 Years	Since Inception
NorthStar Balanced Growth Portfolio	0.6%	7.3%	9.9%	38.5%	42.6%	111.3%
Benchmark: IA MI 40-85% Shares	1.4%	7.2%	9.4%	28.6%	34.1%	94.3%
Relative Performance	-0.8%	0.1%	0.5%	9.9%	8.5%	17.0%

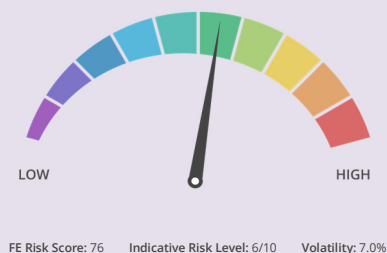
## Portfolio Asset Allocation

The current asset allocation of the NorthStar Balanced Growth Portfolio:



## Portfolio Risk

The NorthStar Balanced Growth Portfolio is a medium-risk investment strategy that is likely to exhibit moderate volatility and downside risk to achieve the required level of capital growth.



## Portfolio Commentary

The past six months delivered strong returns for investors despite ongoing uncertainty. US equities posted solid gains in local currency terms, but a significant fall in the US Dollar during 2025 meant UK investors saw more muted returns from American holdings. International markets outperformed the US, reversing several years of American dominance. The FTSE 100 broke through 10,000 for the first time, capping its best annual performance in over a decade, while Europe, Asia and emerging markets also fared well. However, sharp sell-offs along the way reminded investors that volatility remains, as President Trump's unpredictable policy moves kept markets on edge. Safe-haven assets such as gold and silver attracted renewed interest and delivered strong gains.

The NorthStar Balanced Growth Portfolio performed well over the past six months, with a return of 7.3% since the last investment review. This performance saw it finish slightly ahead of the benchmark, which ended the period 7.2% higher. Over the past year as a whole, the portfolio is up by 9.9%, ahead of the benchmark, which rose 9.4%. The best performing fund was 'Vanguard Emerging Markets Stock Index', with a return of almost 12% during the past six months. At the other end of the spectrum was 'Janus Henderson Diversified Alternatives', recording a gain of 1% over this period.

The outlook for 2026 is cautiously optimistic but uncertain. The IMF forecasts global growth of 3.3%, supported by technology investment and falling interest rates in many regions. The Trump administration's unpredictable approach to trade and foreign policy continues to unsettle markets, while events such as the UK local elections, US midterms and a new Federal Reserve Chair will be watched closely by the markets. The transition to green technology and artificial intelligence looks set to continue. The latter remains a source of both opportunity and volatility as debate continues over valuations and whether productivity gains will justify current investment levels. Maintaining a well-diversified portfolio aligned to long-term objectives remains the most prudent approach.

## Constituent Funds

The NorthStar Balanced Growth Portfolio contains the following funds:

Vanguard LifeStrategy 80% Equity	16%
HSBC Global Strategy Dynamic Portfolio	15%
HSBC FTSE All-World Index	14%
Aviva Investors Multi-Asset Core Fund III	13%
Fidelity Multi Asset Allocator Growth	10%
Aegon Absolute Return Bond	8%
BlackRock MyMap 5	8%
CT Universal MAP Balanced	7%
Vanguard Emerging Markets Stock Index	4%
Janus Henderson Diversified Alternatives	3%
L&G Global 100 Index Trust	2%
<b>Total</b>	<b>100%</b>

## About NorthStar Wealth Management

Award-winning independent financial planning designed to help you take control of your money, grow your wealth, protect your lifestyle and plan for a more certain future.

## Contact NorthStar Wealth Management

Freephone: 0800 6906 247 | Email: [info@nswm.co.uk](mailto:info@nswm.co.uk) | Website: [nswm.co.uk](http://nswm.co.uk)

Address: Ocean Village Innovation Centre, Ocean Way, Southampton, Hampshire, SO14 3JZ



1. Targeted average annual return is based on the average long-term returns of applicable asset classes and is in no way guaranteed. 2. Portfolio benchmarked over a rolling 5-year period. 3. Calculated using the weighted ongoing charges figure (OCF) of constituent funds on primary platform. Portfolio charges on other platforms may vary. Performance data are on a bid-to-bid basis, with income reinvested. Performance data do not take into account platform or advisory charges and exclude any holdings in platform 'cash accounts'. Performance data show returns for discounted 'super clean' funds where these are available. Such funds may not be available on all platforms. Performance data are rounded to the nearest 0.1% so small rounding errors may occur. Data correct as at 01.02.26. Source: FE. The value of investments and the income from them can fluctuate and investors may not get back the full amount invested. Past performance is not necessarily a guide to future performance. The tax treatment of investments depends on individual circumstances and is subject to changes in tax legislation. Figures are provided for illustrative purposes only and their accuracy cannot be guaranteed. Information provided should not be relied upon in isolation when making investment decisions and does not constitute advice or an offer to purchase any investment or product. Please contact us for more information on our range of portfolios. © NorthStar Wealth Management Group Ltd. Registered in England and Wales: 09069129. Authorised and regulated by the Financial Conduct Authority. Registered office: Ocean Village Innovation Centre, Ocean Way, Southampton, Hampshire, SO14 3JZ.