



# NorthStar Ethical Adventurous Growth Portfolio Key Investor Information Document Pack

## Key Investor Information

This document provides you with key investor information about this Fund. It is not marketing material. The information is required by law to help you understand the nature and the risks of investing in this Fund. You are advised to read it so you can make an informed decision about whether to invest.

### BNY Mellon FutureLegacy 7 Fund

**INSTITUTIONAL SHARES W (ACCUMULATION) (ISIN: GB00BQH89903)**

a sub-fund of BNY Mellon Investment Funds. This Fund is managed by BNY Mellon Fund Managers Limited

#### Objectives and Investment Policy

##### OBJECTIVE

To achieve capital growth and potential for income over the long term (5 years or more) while being managed to a pre-defined level of risk. The Fund will aim to maintain a risk profile classification of 7 from a scale of 1 (lowest) to 10 (highest) which is assessed against the risk ratings scale provided by an external third party risk rating agency.

##### POLICY

###### The Fund will:

- invest in a portfolio of UK and international securities;
- typically, in normal market conditions, maintain an exposure to equities (through physical and derivative exposure) of between 70%-100% of the Fund's Net Asset Value (NAV) which in the Investment Manager's view is consistent with its risk profile;
- invest at least 70% of its NAV in companies and sovereign issuers that meet the Investment Manager's sustainability criteria. More information on the Investment Manager's sustainability criteria can be found in the Prospectus;
- exclude direct investment in securities with material involvement in activities the Investment Manager deems harmful from an environmental and/or social perspective;
- follow a broad 'multi-asset' portfolio approach e.g. company shares (equities) and similar investments, bonds and similar debt investments and cash;
- invest in bonds, issued by governments and companies, with high and low credit ratings (i.e. investment grade and/or sub-investment grade bonds as rated by Standard and Poor's or similar agencies);
- target a risk profile of 7 (this is not guaranteed), based on a risk profile scale of 1 (lowest) to 10 (highest). This risk profile is not the same as the risk and reward category shown below. The risk profile of the Fund is currently assessed against the risk ratings scale provided by Dynamic Planner, but is subject to change at the ACD's discretion;
- invest in derivatives (financial instruments whose value is derived from other assets) to help achieve the Fund's investment objective. The Fund will also use derivatives with the aim of risk or cost reduction or to generate additional capital or income; and
- limit investment in other collective investment schemes (including but not limited to another sub-fund or sub-funds of the Company) to 10% of the Fund's NAV in aggregate.

#### The Fund may:

- invest more than 35% of its NAV in government and public securities issued or guaranteed by a single state, local authority or public international body;
- invest up to 10% of its NAV in contingent convertible securities (CoCo's);
- allocate up to 8.5% of its NAV to alternative risk premia strategies. Such strategies seek to gain exposure to risk premia (the return or reward an investor earns to bear risk) through instruments such as structured notes, derivative instruments and collective investment schemes;
- invest in emerging markets;
- invest significantly in cash and cash-like investments; and
- invest up to 30% of its NAV in assets that do not meet the Investment Manager's sustainability criteria. This includes; Cash, near cash asset and money market instruments (including deposits, loans), Collective Investment Schemes, warrants, derivatives, transferable securities (such as company shares, convertible bonds, contingent convertible bonds, listed investment trusts, REITs, bonds and structured notes).

**Benchmark:** The Fund is actively managed without benchmark-related constraints. The Fund uses a composite index, comprising 10% ICE BofA Global Broad Index GBP Hedged and 90% MSCI ACWI GBP NR as a point of reference (comparator) against which the ACD invites Shareholders to compare the Fund's performance. The ACD considers the composite index to be an appropriate comparator because it includes a broad representation of the asset classes, sectors and geographical areas in which the Fund predominantly invests.

#### OTHER INFORMATION

**Treatment of income:** net income generated will be retained within the Fund and reflected in the value of your shares.

**Dealing:** you can buy and sell your shares in the Fund between 9:00 and 17:00 (UK time) on each business day in England and Wales. Instructions received before 12:00 will receive the price quoted on that day. The minimum initial investment for this share class is GBP 500,000.

#### Risk and Reward Profile



We have calculated the risk and reward indicator, as shown above. As this Fund has less than 5 years performance data available, it is based on simulated volatility. It is not a guide to the future risk and reward rating of the Fund. The rating shown is not a target or guarantee and may shift over time. Even the lowest rating of 1 does not mean a risk-free investment.

This Fund is rated 5 because its simulated historical value has shown moderately high volatility. With a Fund rating of 5, you have a moderately high risk of losing money but your chance for gains is also moderately high.

#### THE FOLLOWING RISKS MAY NOT BE FULLY CAPTURED BY THE RISK AND REWARD INDICATOR:

**Objective/Performance Risk:** There is no guarantee that the Fund will achieve its objectives.

**Currency Risk:** This Fund invests in international markets which means it is exposed to changes in currency rates which could affect the value of the Fund.

**Derivatives Risk:** Derivatives are highly sensitive to changes in the value of the asset from which their value is derived. A small movement in the value of the underlying asset can cause a large movement in the value of the derivative. This can increase the sizes of losses and gains,

causing the value of your investment to fluctuate. When using derivatives, the Fund can lose significantly more than the amount it has invested in derivatives.

**Changes in Interest Rates & Inflation Risk:** Investments in bonds/money market securities are affected by interest rates and inflation trends which may negatively affect the value of the Fund.

**Credit Ratings and Unrated Securities Risk:** Bonds with a low credit rating or unrated bonds have a greater risk of default. These investments may negatively affect the value of the Fund.

**Credit Risk:** The issuer of a security held by the Fund may not pay income or repay capital to the Fund when due.

**Emerging Markets Risk:** Emerging Markets have additional risks due to less-developed market practices.

**CoCo's Risk:** Contingent Convertible Securities (CoCo's) convert from debt to equity when the issuer's capital drops below a pre-defined level. This may result in the security converting into equities at a discounted share price, the value of the security being written down, temporarily or permanently, and/or coupon payments ceasing or being deferred.

**Counterparty Risk:** The insolvency of any institutions providing services such as custody of assets or acting as a counterparty to derivatives or other contractual arrangements, may expose the Fund to financial loss.

**Volcker Rule Risk:** The Bank of New York Mellon Corporation or one of its affiliates ("BNYM") has invested in the Fund. As a result of restrictions under the "Volcker Rule," which has been adopted by U.S. Regulators, BNYM must reduce its shareholding percentage so that it

constitutes less than 25% of the Fund within, generally, three years of the Fund's establishment (which starts when the Fund's manager begins making investments for the Fund). Risks may include: BNYM may initially own a proportionately larger percentage of the Fund, and any mandatory reductions may increase Fund portfolio turnover rates, resulting in increased costs, expenses and taxes. Details of BNYM's investment in the Fund are available upon request.

**Responsible Investing Risk:** The investment policy for this Fund places restrictions on its exposure to certain sectors or types of investments to reflect its responsible investing approach. The Fund's performance may be negatively impacted due to these restrictions in comparison to funds which do not have these restrictions. The Fund

will not engage in securities lending activities and, therefore, may forego any additional returns that may be produced through such activities.

**China Interbank Bond Market and Bond Connect risk:** The Fund may invest in China interbank bond market through connection between the related Mainland and Hong Kong financial infrastructure institutions. These may be subject to regulatory changes, settlement risk and quota limitations. An operational constraint such as a suspension in trading could negatively affect the Fund's ability to achieve its investment objective.

A complete description of risk factors is set out in the Prospectus in the section entitled "Risk Factors".

Charges

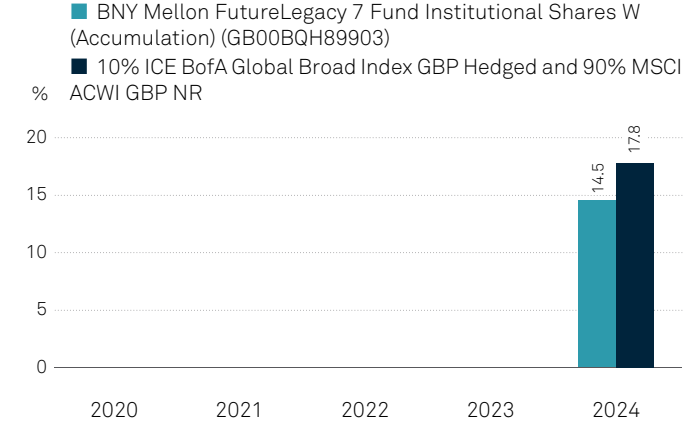
|  |       |
|--|-------|
| The charges cover the costs of running the Fund, including the costs of marketing and selling. These charges reduce the potential growth of your investment. |       |
| <b>ONE-OFF CHARGES TAKEN BEFORE OR AFTER YOU INVEST</b>  |       |
| Entry charge   | 0.00% |
| Exit charge  | None  |
| <i>This is the maximum that might be taken out of your money before it is invested and before the proceeds of your investment are paid out.</i>              |       |
| <b>CHARGES TAKEN FROM THE FUND OVER A YEAR</b>   |       |
| Ongoing charges  | 0.52% |
| <b>CHARGES TAKEN FROM THE FUND UNDER CERTAIN SPECIFIC CONDITIONS</b>   |       |
| Performance fee  | None  |

The ongoing charge is based on expenses calculated on 31 December 2024. This may vary from year to year. It excludes performance fees and portfolio transaction costs, except in the case of an entry/exit charge paid when buying or selling units in another investment fund.

Currently BNY Mellon Fund Managers Limited is temporarily partially absorbing (capping) some of the expenses incurred by the Fund which is reflected in the ongoing charge figure stated here. There is no guarantee that BNY Mellon Fund Managers Limited will continue to cap the Fund's expenses and therefore the Fund's ongoing charge could increase significantly.

More information about charges is available in the "Fees and Expenses" section of the Prospectus.

Past Performance



The chart includes all charges except entry charges.

Fund launch date - 7 February 2023.

Share class launch date - 7 February 2023.

Performance of this share class is shown in GBP.

Performance of the Benchmark is shown in GBP.

Past performance is not a guide to future performance.

The chart shows the Fund's performance for each full calendar year against the Benchmark.

Practical Information

**Legal Status:** The Fund is a sub-fund (part) of BNY Mellon Investment Funds ("BNY MIF"), an umbrella structure comprising different sub-funds. The assets of the Fund belong exclusively to that sub-fund and may not be used to discharge the liabilities of or claims against any other person or body, including BNY MIF or any other sub-fund within the umbrella.

**Documents:** Copies of the Prospectus, annual and semi-annual reports which are prepared for the umbrella may be obtained free of charge from [www.bny.com](http://www.bny.com) or from BNY Mellon Investment Management EMEA Limited, BNY Mellon Centre, 160 Queen Victoria Street, London EC4V 4LA. These documents are available in English.

**Share price:** The latest share price and other information, including how to buy or sell shares, are available from the website and address given above. Other share classes are offered by the Fund as set out in the Prospectus.

**Switching:** Investors may switch shares in the Fund for shares in other sub-funds of BNY MIF provided they satisfy the criteria applicable to

investment in other sub-funds. Further information on switching is contained in the "Switching" section of the Prospectus.

**Liability statement:** BNY Mellon Fund Managers Limited may be held liable solely on the basis of any statement contained in this document that is misleading, inaccurate or inconsistent with the relevant parts of the Prospectus for the Fund.

**Depository:** NatWest Trustee and Depository Services Limited.

**Tax:** The tax legislation of the Fund's domicile may have an impact on your personal tax position. For further details, please speak to an adviser.

**Remuneration Policy:** Details of the up-to-date remuneration policy of BNY Mellon Fund Managers Limited including, but not limited to, a description of how remuneration and benefits are calculated and the identity of persons responsible for awarding the remuneration and benefits are available on [www.bny.com](http://www.bny.com). A paper copy will be made available free of charge upon request.

**Index Providers:** Further information about the index providers is set out under 'Benchmark Provider Disclaimers' in the Prospectus.

# Non-UCITS retail scheme Key Investor Information

This document provides you with key investor information about this fund. It is not marketing material. The information is required by law to help you understand the nature and the risks of investing in this fund. You are advised to read it so you can make an informed decision about whether to invest.

## Fidelity Sustainable Multi Asset Growth Fund

a sub-fund of Fidelity Investment Funds IV

Fidelity Sustainable Multi Asset Growth Fund W Accumulation Shares

(ISIN:GB00BLH23390)

This fund is managed by FIL Investment Services (UK) Limited

### Objectives and Investment Policy

**Objective:** The Fund aims to increase the value of your investment over a typical market cycle of 5-7 years. It invests in funds and other assets that contribute or have the potential to contribute towards positive environmental and/ or social outcomes across one or more of the following sustainability topics: (i) 'health and nutrition', (ii) 'financial inclusion and resilience', (iii) 'decarbonisation', (iv) 'innovation and sustainable infrastructure', and (v) 'resource efficiency'. This is achieved by assets meeting standards of sustainability in relation to the following frameworks: the UN Sustainable Development Goals (SDGs), the EU Taxonomy, Use-of-Proceeds (UoP) bonds defined by International Capital Market Association (ICMA) categories and decarbonisation consistent with the ambition of the Paris Agreement.

**Investment Policy:** The fund will invest at least 70% in assets meeting the fund's standards of sustainability with the expected potential ranges of 10-50% in Sustainability Focus and 30-60% in Sustainability Improvers. The fund's standards of sustainability are; (a) Sustainability Focus includes:-(i) Funds which have at least 70% invested in the assets set out in (ii) and (iii); (ii) Issuers with more than 50% of revenues derived from United Nations Sustainable Development Goals or EU Taxonomy Regulation environmental objectives;(iii) Use of Proceeds bonds where the majority of the issuance proceeds can be mapped under ICMA categories to the fund's sustainability topics. The investment manager maps the relevant SDGs and EU Taxonomy objectives and those of relevant bonds under ICMA categories to the fund's sustainability topics and the contribution of assets to these objectives is assessed. Further information on the SDGs is at (<https://sdgs.un.org/goals>) and on the EU Taxonomy at ([https://finance.ec.europa.eu/sustainable-finance/tools-and-standards/eu-taxonomy-sustainable-activities\\_en](https://finance.ec.europa.eu/sustainable-finance/tools-and-standards/eu-taxonomy-sustainable-activities_en)).

(b) Sustainability Improvers include funds with the potential to contribute to Paris Agreement climate targets by aiming to reach net zero greenhouse gas (GHG) emissions by 2050. This is determined through alignment with the PAB requirements including a decarbonisation target of at least a 7% reduction in greenhouse gas (GHG) intensity or emissions annually basis and having GHG intensity or absolute GHG emissions at least 50% lower than the corresponding value for the investible universe. Funds verified as meeting the 'Sustainability Improvers' criteria contribute to the fund's sustainability topic of 'decarbonisation'. The fund can also invest directly into equities, bonds and alternatives. The fund will actively allocate asset exposure within the following parameters - 60-80% equity, 15-35% debt instruments, 0-15% cash and 0-15% alternatives. Exclusions screen out investments which may conflict with the sustainability objective, including involvement in certain controversial issues (such as controversial weapons), international norms such as human rights. Other more specific exclusions may be applied to the fund. The fund does not have look through to third party funds - relying on the ESG methodology of that third party fund and conducts ongoing due diligence.


**Investment Process:** The fund is actively managed without reference to a benchmark with full discretion in its investment choices within its objectives and policies. The investment

manager aims actively and engage with issuers of assets in the fund to influence positive change and encourage sustainable and responsible behaviour supporting the fund's sustainability objective. This may include a specific engagement plan identifying key sustainability issues with objectives and action timelines. Assets are regularly monitored and assessed for continuing inclusion in the fund.

**Derivatives and Techniques:** Derivatives have a value linked to another investment, or variable factor and are used to reduce risk or transaction costs and/or to generate extra income or further increase the value of your investment. The fund may also use derivatives with the aim of achieving the investment objective.

**Additional information:** Income earned by the fund is paid into the fund and reflected by an increase in the value of each share. Shares can usually be bought/sold each business day of the fund.

### Risk and Reward Profile



Historical data may not be a reliable indication for the future.

The risk category shown is not guaranteed and may change over time.

The lowest category does not mean a "risk free" investment.

The risk and reward profile is classified by the level of historical fluctuation of the Net Asset Values of the share class, and within this classification, categories 1-2 indicate a low level of historical fluctuations, 3-5 a medium level and 6-7 a high level.

The value of your investment may fall as well as rise and you may get back less than you originally invested.

The fund may invest in instruments denominated in currencies other than the fund base currency. Changes in currency exchange rates can therefore affect the value of your investment.

This fund is categorised in risk class 4 because, in accordance with the investment policy, the value of the investments may fluctuate moderately. Consequently, both the expected return and the potential risk of loss may be average. The use of derivatives may result in "leverage" being a level of exposure which could expose the fund to the potential of greater gains or losses than would otherwise be the case. There is a risk that the issuers of bonds may not be able to repay the money they have borrowed or make interest payments. While we seek to mitigate this, the fund may be exposed to the risk of financial loss if it invests into an instrument issued by an entity that subsequently defaults on its borrowings. Losses may also be realised if an entity that the fund is exposed to ceases to make interest payments over a period of time or indefinitely. Bond prices have an inverse relationship with interest rates such that when interest rates rise, bonds may fall in value. Rising interest rates may cause the value of your investment to fall. Emerging markets may be more volatile and it could be harder to sell or trade securities. There may be less supervision, regulation and less well-defined procedures than in more developed countries.

## Charges for this fund

The charges you pay are used to pay the costs of running the fund, including the costs of marketing and distributing it. These charges reduce the potential growth of your investment.

| One-off charges taken before or after you invest  |       |
|---|-------|
| Entry charge  | 0.00% |
| Exit charge   | 0.00% |
| The entry and exit charges shown are maximum figures. In some cases you might pay less - you can find this out from your financial adviser / distributor. |       |
| Charges taken from the fund over a year   |       |
| Ongoing charges   | 0.50% |
| Charges taken from the fund under certain specific conditions   |       |
| Performance fee   | N/A   |

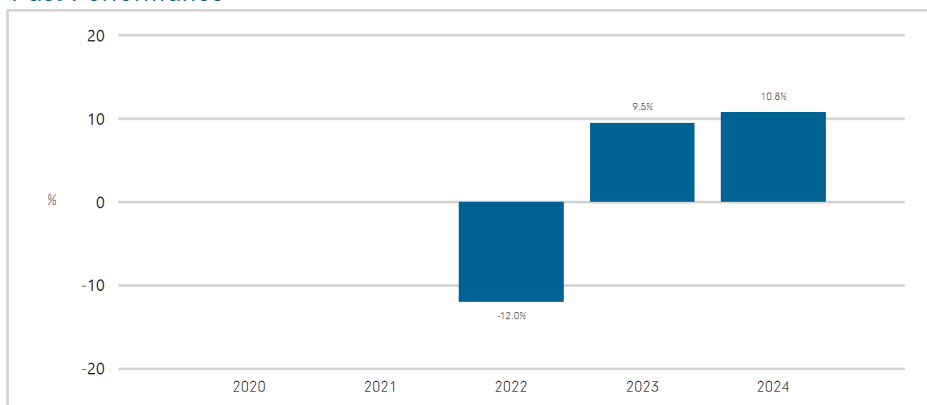
This is the maximum that might be taken out of your money before it is invested or before the proceeds of your investment are paid out.

The ongoing charges figure is based on expenses for the year ending 31 October 2024. This figure may vary from year to year. It excludes:

- performance fees (where applicable);
- portfolio transaction costs, except in the case of an entry/exit charge paid by the fund when buying or selling units in another collective investment undertaking.

For more information about charges, including the possibility that swing pricing may apply, please consult the most recent Prospectus.

## Past Performance



Past performance is not a guide to future performance results.

If any, the past performance shown takes into account the ongoing charges with exception of any applicable entry/exit charges.

The fund and the class were launched on 10 June 2021.

Past performance has been calculated in GBP.

## Practical Information

**Depositary:** JP Morgan Europe Limited.

This key information document describes a sub-fund of Fidelity Investment Funds IV (the "Fund"). The prospectus and periodic reports are prepared for the entire Fund.

For more information, please consult the prospectus and latest reports and accounts which may be obtained free of charge in English from FIL Investment Services (UK) Limited. These documents and details of the remuneration policy are available via [www.fidelityinternational.com](http://www.fidelityinternational.com).

The tax legislation in United Kingdom may have an impact on your personal tax position. For further details you should consult a tax advisor.

FIL Investment Services (UK) Limited may be held liable solely on the basis of any statement contained in this document that is misleading, inaccurate or inconsistent with the relevant parts of the prospectus of the fund.

The Net Asset Value of the fund is available at the registered office of FIL Investment Services (UK) Limited, and at [www.fidelityinternational.com](http://www.fidelityinternational.com).

The assets and liabilities of the fund are segregated by law from those of other sub-funds and there is no cross-liability among the sub-funds.

You may have the right to switch from this share class into the same or possibly other share class types of another sub-fund of the Fund. Details on switching rules may be found in the Prospectus.

This fund is authorised in United Kingdom and regulated by Financial Conduct Authority (FCA).

FIL Investment Services (UK) Limited is authorised in United Kingdom and regulated by Financial Conduct Authority (FCA).

This key investor information is accurate as at 28/03/2025.



## Non-UCITS retail scheme Key Investor Information

This document provides you with key investor information about this Fund. It is not marketing material. The information is required by law to help you understand the nature and the risks of investing in this Fund. You are advised to read it so you can make an informed decision about whether to invest.

# Global Responsible Multi-Asset Adventurous Portfolio

a sub-fund of HSBC OpenFunds, (the "OEIC");  
managed by HSBC Asset Management (Fund Services UK) Limited

Class: Accumulation C  
ISIN: GB00BLKQCX12

**Explanations of terms shown within the objectives and policy in bold, can be found within the glossary on the HSBC Global Asset Management (UK) Limited website: <http://www.assetmanagement.hsbc.com>.**

## Objectives and Investment Policy

- The Fund aims to provide **growth** in line with its risk profile in the long term, which is a period of five years or more.
- The Fund will also incorporate sustainability characteristics and, as part of its investment approach, it will invest in assets that support at least one of the following three responsible investment aims: (1) To deliver an overall carbon intensity level that is at least 25% lower than the carbon intensity of the broader investment universe. (2) To deliver an overall Environmental, Social and Governance ('ESG') score that is higher than the broader investment universe. (3) To invest in assets focused on themes that contribute towards positive environmental and/or social outcomes.
- For further information on the sustainability characteristics of the Fund please refer to the SDR Consumer Facing Disclosure document and the Prospectus.
- Sustainable investment labels help investors find products that have a specific sustainability goal. This product does not have a UK sustainable investment label since the Fund has not been designed to meet the FCA's specific label requirements.
- This is one of a range of **actively managed** Global Responsible Multi-Asset Portfolios offered at different risk levels. The Fund is rated as 5, where 1 is a lower level of risk and 5 is a higher level of risk.
- The level of risk stated is to allow investors to compare the risk relative to other Global Responsible Multi-Asset Portfolios. This differs from the Risk and reward profile below, which we are required to provide by regulation and which allows investors to compare the risk for different types of funds.
- As the Fund is managed with the aim of maximising **returns** in line with its long term risk profile any potential **returns** are likely to be limited by the risk profile of the Fund.
- To achieve its objective the Fund will invest a minimum of 80% of its value in other funds that in turn invest in a range of asset types such as **bonds**, shares of companies (**equities**), **infrastructure** and property as well as cash. The Fund will be invested across global markets.
- The other funds that the Fund invests in will, where possible, be those managed by the **HSBC Group**. Where this isn't possible the Fund may invest in funds managed by other fund providers.
- The Fund may invest up to 20% of its value directly in asset types such as **bonds** and **equities** and may invest in other financial instruments to gain exposure to other asset types where the investment objective can be more efficiently achieved, as well as cash.
- The **asset allocation** of each fund in the range reflects the risk level. Under normal market conditions, the **asset allocation** of the Fund will be as follows: **Equities**: 65%–100%, **Bonds**: 0%–35%, Other asset types, including cash: 0%–25%. These percentages will fluctuate based upon market movement and adjustments to the **asset allocation** to enable the Fund to meet its aim.

### Use of Benchmarks

- The Fund is **actively managed** in line with its risk profile instead of being managed with reference to a benchmark. The performance of the Fund is compared against the performance of funds that are part of the Morningstar Allocation 80%+ Equity category, with both **returns** and **volatility** considered in the comparison.

### Use of Derivatives

- The Fund may invest in different types of **derivatives** for **efficient portfolio management** purposes, including **hedging**, and for broader investment purposes to help the Fund meet its objective. In particular **derivatives** will be used to reduce or increase the Fund's exposure to different types of assets and to reduce the risk associated with movements in the rate of exchange between Sterling and other currencies in which the Fund's assets may be held. The Fund does not intend to use **derivatives** extensively and their use will be consistent with the risk profile of the Fund.
- Income is reinvested.
- You may sell your investment on any business day by contacting the administrator before the dealing deadline at 12pm.
- Recommendation: this Fund may not be appropriate for investors who plan to withdraw their money within a period of 5 years.

## Risk and Reward Profile



The risk and reward indicator is based on historical data and may not be a reliable indication of the future risk profile of the Fund. The risk and reward category shown is not guaranteed to remain unchanged and may shift over time. The lowest category does not mean a risk-free investment.

### Why is this Fund in this specific category?

This Fund is classified in category 5 because its price or simulated data has shown medium to high fluctuations historically.

### Material risks not fully captured by the Risk and Reward Indicator:

- Counterparty Risk** The possibility that the counterparty to a transaction may be unwilling or unable to meet its obligations.
- Credit Risk** A bond or money market security could lose value if the issuer's financial health deteriorates.
- Default Risk** The issuers of certain bonds could become unwilling or unable to make payments on their bonds.
- Derivatives Risk** Derivatives can behave unexpectedly. The pricing and volatility of many derivatives may diverge from strictly reflecting the pricing or volatility of their underlying reference(s), instrument or asset.

- Emerging Markets Risk** Emerging markets are less established, and often more volatile, than developed markets and involve higher risks, particularly market, liquidity and currency risks.
- Exchange Rate Risk** Changes in currency exchange rates could reduce or increase investment gains or investment losses, in some cases significantly.
- Interest Rate Risk** When interest rates rise, bond values generally fall. This risk of this happening is generally greater the longer the maturity of a bond investment and the higher its credit quality.
- Investment Fund Risk** Investing in other funds involves certain risks an investor would not face if investing in markets directly. Governance of underlying assets can be the responsibility of third-party managers.
- Investment Leverage Risk** Investment Leverage occurs when the economic exposure is greater than the amount invested, such as when derivatives are used. A Fund that employs leverage may experience greater gains and/or losses due to the amplification effect from a movement in the price of the reference source.
- Liquidity Risk** Liquidity is a measure of how easily the Fund's holdings can be quickly converted to cash. The value of the Fund's holdings may be significantly impacted by liquidity risk during adverse market conditions.
- Operational Risk** Operational errors may affect transactions, valuation, accounting, financial reporting and other processes relating to the Fund.

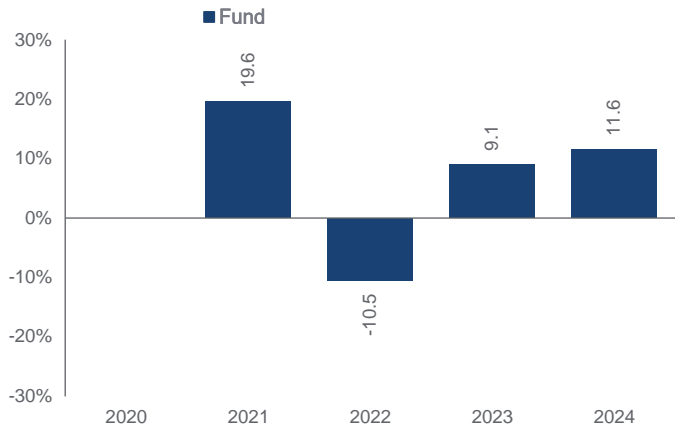
Charges

The charges you pay are used to pay the running costs of the Fund, including the marketing and distribution costs. These charges reduce the potential growth of the investment.

| One-off charges taken before or after you invest  |       |
|---|-------|
| Entry charge  | 0.00% |
| Exit charge   | 0.00% |
| This is the maximum that might be taken out of your money before it is invested or before the proceeds of your investment are paid out. |       |
| Charges taken from the Fund over a year   |       |
| Ongoing charge  | 0.81% |
| Charges taken from the Fund under certain specific conditions   |       |
| Performance fee   | None  |

- The entry and exit charges shown are the maximum that may be charged. In some cases you may pay less. You can obtain the actual charges from your financial adviser.
  - A conversion charge may be payable.
  - The ongoing charges figure shown here is an estimate of the charges. The ongoing charges figure shown is an estimate due to a material change in the fee structure. The Fund's annual report for each financial year will include detail on the exact charges made.
- Further information on Charges can be found in the "Fees and Expenses" section of the Fund's Prospectus.

Past Performance



- Past performance is not a guide to future performance; the value of your investment and any income from it can go down as well as up.
- Performance returns are based on the net asset value with distributable income reinvested. Past performance takes account of all ongoing charges but not entry, exit or conversion charges.
- The past performance of this share class is calculated in GBP.
- The Fund was launched on 20 April 2020.

Practical Information

**Depository**  
State Street Trustees Limited.

**Further information**  
Further information about the OEIC including the latest Prospectus, latest published prices of shares, annual report and half yearly report and, where applicable, the SDR Consumer Facing Disclosure may be obtained free of charge, in English, from the Administrator, HSBC Asset Management (Fund Services UK) Limited, Sunderland SR43 4BF or by visiting [www.assetmanagement.hsbc.com](http://www.assetmanagement.hsbc.com). The most recent Prospectus is available in English. This document describes a single share class of the OEIC. The Prospectus, annual and half yearly reports are prepared for the entire OEIC.

**Share classes**  
Other share classes are available, as detailed in the Prospectus. It is possible to convert your shares into a different share class or switch your shares into a different Fund within the OEIC. Details of how to do this are in the Prospectus (please note an initial charge may apply).

**Remuneration Policy**  
The Remuneration Policy of the Authorised Corporate Director, which describes the remuneration practices and governance arrangements for UCITS and AIFMD Authorised entities, is available at [www.assetmanagement.hsbc.com](http://www.assetmanagement.hsbc.com) (please select "About Us" then "Our Governance" then "Remuneration Practices and Governance Arrangements for UCITS and AIFMD Authorised Entities") or on request free of charge from the Administrator.

**Tax**  
UK tax legislation may have an impact on your personal position.

**Segregated liability**  
The OEIC is an umbrella investment company with segregated liability between Funds. This means that the holdings of one Fund are kept separate from the holdings of the other Funds and your investment in the Fund cannot be used to pay the liabilities of any other Fund.

# Key Investor Information

This document provides you with key investor information about this fund. It is not marketing material. The information is required by law to help you understand the nature and the risks of investing in this fund. You are advised to read it so you can make an informed decision about whether to invest.

## Future World Global Multi-Factor ESG Tilted and Optimised Index Fund Unit Class I GBP Accumulation - ISIN: GB00BF41Q726

The authorised fund manager of the Fund is Legal & General (Unit Trust Managers) Limited (the "Manager").

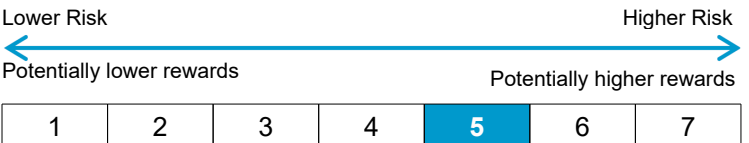
### OBJECTIVES AND INVESTMENT POLICY

- The objective of the Fund is to track the performance of the iSTOXX L&G Global Multi-Factor ESG Index, the "Benchmark Index", on a net total return basis before fees and expenses are applied. Fund performance may differ from the Benchmark Index due to the deduction of fees and expenses and the impact of any tracking error factors.
- The Fund seeks to replicate the Benchmark Index as closely as possible and will have at least 90% exposure to its constituents and will generally hold assets directly but can use depositary receipts (such as American the direct asset cannot be held or is not available).
- The Fund may also invest in shares in companies which are reasonably expected to become part of the Benchmark Index in the near future or are an alternative to a constituent of the Benchmark Index.
- The Fund may also invest in money market instruments (including treasury bills), depositary receipts, cash, deposits, and collective investment schemes including those managed or operated by the Manager or an associate of the Manager.
- The Fund may also exclude companies listed on LGIM's Climate Impact Pledge divestment list. This list includes companies, which after certain period of engagement, continue to: (i) not perform well against LGIM's climate assessment; (ii) are unresponsive to engagement recommendations; and/or; fall behind in meeting LGIM's minimum standards. If the tracking deviation limit is exceeded, holdings of companies that are on the Climate Impact Pledge divestment list may be reduced rather than fully divested. [www.lgim.com/climate-impact-pledge](http://www.lgim.com/climate-impact-pledge).
- The Benchmark Index is designed to reflect the performance of a global and diversified regional basket of companies where their weights are varied to achieve balanced multi-factor exposures to: value, momentum, quality, low volatility and size. Each company in the Benchmark Index is scored on each of the above factors and these scores are combined into a single multi-factor score.
- The Benchmark Index tilts to increase exposure to companies that demonstrate good environmental, social and governance ("ESG") efforts as determined by the Investment Manager's proprietary ESG scoring system ("ESG Scores"). The ESG Score is used as a rules-based approach to scoring companies. On average, the Benchmark Index aims to have a 5% improvement over the total aggregate ESG score compared to the Parent Index.
- Parent Index is defined in the Benchmark Index methodology. The Parent Index is a representation of the broader investment universe before ESG criteria and factors characteristics are taken into consideration by the Benchmark Index provider.
- This means the Fund will invest more in companies with higher ESG Scores, and less in companies with lower ESG Scores. Higher scores indicate more of the Investment Manager's criteria for best practices have been met. Due to data limitations, the Investment Manager may not be able to calculate an ESG score for all companies in the Benchmark Index. In such cases companies will be given a neutral weighting and no tilting based on the ESG Score will be applied. **ESG Scores**
- The Benchmark Index aims to reduce its overall greenhouse gas (GHG) emissions intensity in line with a reduction pathway of 7% per year on average, starting from April 2021 ("Index Base Date"). It also aims to keep its GHG emissions intensity at least 50% lower than the Parent Index. At each Benchmark Index rebalance, the lower value of these two metrics is used in the optimisation process. The Benchmark Index will be rebalanced on a quarterly basis.
- The Benchmark Index excludes companies on LGIM's Future World Protection List ("FWPL"). This list includes certain companies that the Investment Manager considers to be failing to meet minimum standards of globally accepted business practices. Companies on the FWPL include companies considered as perennial violators of the United Nations Global Compact, certain companies involved in the manufacture and production of controversial weapons, certain companies with involvement in mining and FWPL methodology sets out the Investment Manager's various assessment criteria, including revenue thresholds. [www.lgim.com/fwpl](http://www.lgim.com/fwpl).
- The Fund does not apply a UK sustainability investment label in accordance with the FCA's Sustainability Disclosure Requirements.
- The Fund's Consumer Facing Disclosure, a document which includes details of the key sustainability characteristics and the sustainability metrics for the Fund, can be found on the Manager's website from 2 December 2024.
- An overview of the Benchmark Index is available on STOXX's website: <https://stox.com/index/swgmegv>
- The Fund may use derivatives (contracts which have a value linked to the price of another asset) to:
  - reduce risk or cost; or
  - generate additional capital or income with no, or an acceptably low, level of risk.

#### Other information:

- The Fund is passively managed as it tracks the Benchmark Index.
- Your units will be accumulation units. Income from the Fund's investments (dividends) will be reinvested back into the value of your units.
- You can buy or sell units in this Fund on any business day. You need to contact us with your instruction before 3pm. This is the time we calculate unit prices for this Fund. If you contact us after 3pm, the units will be bought or sold at the next business day's price.
- The Fund's base currency is denominated in GBP.
- This Fund may be suitable for investors looking to track the shares in companies that score high in value, momentum, quality, low volatility and size and greater exposure to ESG criteria, as represented by the Benchmark Index.
- Although investors can take their money out at any time, this Fund may not be appropriate for those who plan to withdraw their money within five years.
- This Fund is not designed for investors who cannot afford more than a minimal loss of their investment.
- If you do not understand this document we recommend you seek additional information to help you decide if this Fund is right for you.

### RISK AND REWARD PROFILE



- The Risk and Reward Indicator table demonstrates where the Fund ranks in terms of its potential risk and reward. The higher the rank the greater the potential reward but the greater the risk of losing money. It is not guaranteed to remain the same and may change over time. It is based on historical data and may not be a reliable indication of the future risk profile of the Fund. The shaded area in the table above shows the Fund's ranking on the Risk and Reward Indicator.
  - The Fund is in category 5 because it invests in company shares which are sensitive to variations in the stock market. The value of company shares can change substantially over short periods of time. Company shares are generally considered to be higher risk investments than bonds or cash.
  - Even a fund in the lowest category is not a risk free investment.
  - The value of your investment may fall as well as rise and is not guaranteed. You might get back less than you invest.
- Further information on the risks of investing in this fund is contained in the Prospectus available at [www.legalandgeneral.com/reports](http://www.legalandgeneral.com/reports). The risk and reward indicator may not take account of the following risks of investing in the Fund:
- The Fund invests directly or indirectly in smaller companies. Investments in smaller companies tend to be riskier than investments in larger companies because they can: (i) be harder to buy and sell; or (ii) go up and down in value more often and by larger amounts, especially in the short-term. In times of market uncertainty or if an exceptional amount of withdrawals are

- requested it may become less easy for the Fund to sell investments and the Manager may defer withdrawals, or suspend dealing. The Manager can only delay paying out if it is in the interests of all investors and with the permission of the Fund trustee or depositary.
- The Fund may invest in countries where investment markets are considered to be less developed. This means that investments are generally riskier than those in developed markets because they: (i) may not be as well regulated; (ii) may be more difficult to buy and sell; (iii) may have less reliable arrangements for the safekeeping of investments; or (iv) may be more exposed to political and taxation uncertainties. The value of the Fund can go up or down more often and by larger amounts than funds that invest in developed countries, especially in the short-term.
- The Fund has a sustainability and/or ESG focus in its investment process which may i) limit the Fund's exposure to or exclude certain companies, industries or sectors ii) impact the Fund's investment performance compared to other funds that do not apply such criteria and, iii) differ from an investor's own sustainability and/or ESG criteria.
- The Fund may have underlying investments that are valued in currencies that are different from GBP. Exchange rate fluctuations will impact the value of your investment. Currency hedging techniques may be applied to reduce this impact but may not entirely eliminate it.
- Derivatives are highly sensitive to changes in the value of the asset on which they are based and can increase the size of losses and gains.
- The Fund could lose money if any institutions providing services such as acting as counterparty to derivatives or other instruments, becomes unwilling or unable to meet its obligations to the Fund.
- Where companies in the Index are excluded from the Fund as a result of the Climate Impact Pledge, this may affect the ability of the manager to closely track the performance of the Index.





## CHARGES

The charges you pay are used to pay the costs of running the Fund, including the costs of marketing and distributing it. These charges reduce the potential return from your investment.

| One-off charges taken before or after you invest   |       |
|--|-------|
| Entry charge   | 0.00% |
| Exit charge  | 0.00% |
| This is the maximum that might be taken out of your money before it is invested.         |       |
| The price for buying and selling units is subject to a Dilution Adjustment See opposite. |       |
| Charges taken from the fund over each year   |       |
| Ongoing charge   | 0.30% |
| Charges taken from the fund under certain specific conditions                            |       |
| Performance fee  | None  |

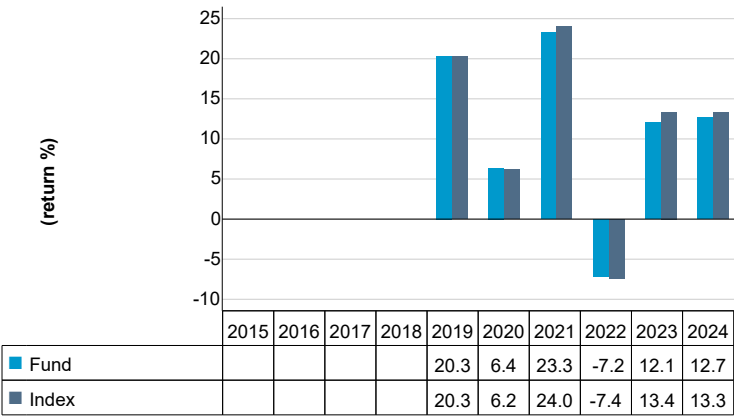
- There are no entry or exit charges.
- The ongoing charges figure is based on the latest available expenses at December 2024. This figure may vary from year to year.
- This Fund's ongoing charges include any charges made by any other funds it may invest in. They exclude portfolio transaction costs.
- The ongoing charges are taken from the Income of the Fund.

**Other costs:**

- **Dilution adjustment:** On any day, the prices for buying or selling units in this Fund are the same. The Fund manager calculates a single price for this Fund based on the mid-point between the buying and selling prices of the Fund's assets. In certain circumstances, the Fund manager can adjust this price to account for whether there is more money going into or coming out of the Fund. This is called a 'dilution adjustment'.
- This can vary but as an example for this Fund we estimate 0.12% for purchases and 0.08% for sales at 31 December 2024. The amount of the dilution adjustment may differ in future.

For more information about charges and costs, please see the charges and expenses section in the Fund's Prospectus, or visit our website at [www.legalandgeneral.com/chargesandfees](http://www.legalandgeneral.com/chargesandfees).

## PAST PERFORMANCE



- Past performance is not a guide to future performance.
- The figures for the Fund take into account the ongoing charges and assume income (after any tax) is reinvested.
- The performance has been calculated in GBP.
- The Fund may not replicate the performance of the Benchmark Index perfectly due to tracking errors such as expenses, tax and transaction costs incurred by the Fund, which are not included in the Index.
- The annual return is for a 12 month period ending 31 December.
- The Fund launched in 2018.
- This unit class launched in 2018.

## PRACTICAL INFORMATION

- The trustee and depositary is Northern Trust Investor Services Limited.
- You can obtain further information about the Fund including copies of its prospectus and the latest annual and semi-annual reports at [www.legalandgeneral.com/reports](http://www.legalandgeneral.com/reports). Paper copies of these documents are also available free of charge in English from Legal & General Investments, PO Box 6080, Wolverhampton WV1 9RB.
- Investors can get other practical information, including the latest prices, dilution adjustment and details of any other unit classes that are available, by calling us on **0370 050 0955** Monday to Friday between 9:00a.m. to 5:00p.m. Call charges will vary.
- This Fund is subject to the tax legislation of the United Kingdom, which may have an impact on each investor's personal tax position.
- Legal & General (Unit Trust Managers) Limited may be held liable solely on the basis of any statement contained in this document that is misleading, inaccurate or inconsistent with the relevant parts of the Prospectus for the Fund.
- Details of our Remuneration Policy including our Remuneration Committee and how remuneration and benefits are calculated can be accessed from [www.lgim.com/remuneration](http://www.lgim.com/remuneration). A paper copy is also available free of charge upon request.

# Key Investor Information

This document provides you with key investor information about this fund. It is not marketing material. The information is required by law to help you understand the nature and the risks of investing in this fund. You are advised to read it so you can make an informed decision about whether to invest.

## Legal & General Future World ESG Tilted and Optimised Emerging Markets Index Fund Unit Class I GBP Accumulation - ISIN: GB00BL6C1W53

The authorised fund manager of the Fund is Legal & General (Unit Trust Managers) Limited (the "Manager").

### OBJECTIVES AND INVESTMENT POLICY

- The objective of the Fund is to track the performance of the Solactive L&G Enhanced ESG Emerging Markets Index NTR, the "Benchmark Index" on a net total return basis before fees and expenses are applied. Fund performance may differ from the Benchmark Index due to the deduction of fees and expenses and the impact of any tracking error factors
- The Fund seeks to replicate the Benchmark Index as closely as possible and will have at least 90% exposure to its constituents and will generally hold assets directly but can use depositary receipts (such as American depositary receipts and global depositary receipts) to gain exposure when the direct asset cannot be held or is not available.
- The Fund may also invest in shares in companies (directly or indirectly) which are reasonably expected to become part of the Benchmark Index in the near future or are an alternative to a constituent of the Benchmark Index. The Fund may also invest in, money market instruments (including treasury bills), depositary receipts, cash, deposits, and collective investment schemes including those managed or operated by the Manager or an associate of the Manager.
- The Fund may also exclude companies listed on LGIM's Climate Impact Pledge divestment list. This list includes companies, which after certain period of engagement, continue to: (i) not perform well against LGIM's climate assessment; (ii) are unresponsive to engagement recommendations; and/or; fall behind in meeting LGIM's minimum standards. If the tracking deviation limit is exceeded, holdings of companies that are on the Climate Impact Pledge divestment list may be reduced rather than fully divested [www.lgim.com/climate-impact-pledge](http://www.lgim.com/climate-impact-pledge).
- The Benchmark Index is comprised of shares in companies that are incorporated, headquartered or which have their principal business activities in developed countries.
- The Benchmark Index tilts to increase exposure to companies that demonstrate good environmental, social and governance ("ESG") efforts as determined by the Investment Manager's proprietary ESG scoring system ("ESG Scores"). The ESG Score is used as a rules-based approach to scoring companies.
- This means the Fund will invest more in companies with higher ESG Scores, and less in companies with lower ESG Scores. Higher scores indicate more of the Investment Manager's criteria for best practices have been met. Due to data limitations, the Investment Manager may not be able to calculate an ESG score for all companies in the Benchmark Index. In such cases companies will be given a neutral weighting and no tilting based on the ESG Score will be applied. **LGIM ESG Scores**.
- The Benchmark Index aims to reduce its overall greenhouse gases (GHG) emissions intensity in line with a reduction pathway of 7% per year on average, starting from April 2021 ("Index Base Date"). It also aims to keep its GHG Emissions Intensity at least 50% lower than the Parent Index. At each Benchmark Index rebalance, the lower value of these two metrics is used in the optimisation process.
- The Benchmark Index excludes companies on LGIM's Future World

- Protection List ("FWPL"). This list includes certain companies that Investment Manager considers to be failing to meet minimum standards of globally accepted business practices. Companies on the FWPL include companies considered as perennial violators of the United Nations Global Compact, certain companies involved in the manufacture and production of controversial weapons, certain companies with involvement in mining and extraction of thermal coal, thermal coal power generation or oil sands, which have not set out a clear plan aligned with the Paris Agreement to phase out thermal coal in accordance with specific criteria. The FWPL methodology sets out the Investment Manager's various assessment criteria, including revenue thresholds. [www.lgim.com/fwpl](http://www.lgim.com/fwpl)
- The Benchmark Index also excludes companies generating certain levels of revenue from firearms, military weapon system manufacturing and tobacco (both from distribution and production).
- The Benchmark Index will be rebalanced twice a year.
- The Fund does not apply a UK sustainability investment label in accordance with the FCA's Sustainability Disclosure Requirements.
- The Fund's Consumer Facing Disclosure, a document which includes details of the key sustainability characteristics and the sustainability metrics for the Fund, can be found on the Manager's website. An up-to-date overview of the Benchmark Index's methodology is available on [Solactive LG Enhanced ESG Methodology Summary.pdf](#)
- The Fund may use derivatives (contracts which have a value linked to the price of another asset) to:
  - reduce risk or cost; or
  - generate additional capital or income with no, or an acceptably low, level of risk.

#### Other information:

- The Fund is passively managed as it tracks the Benchmark Index.
- Your units will be accumulation units. Income from the Fund's investments (dividends) will be reinvested back into the value of your units.
- You can buy or sell units in this Fund on any business day. You need to contact us with your instruction before 12 noon. This is the time we calculate unit prices for this Fund. If you contact us after 12 noon, the units will be bought or sold at the next business day's price.
- The Fund's base currency is denominated in GBP.
- This Fund may be suitable for investors looking to track the shares in companies that score high in value, momentum, quality, low volatility and size and greater exposure to ESG criteria, as represented by the Benchmark Index.
- Although investors can take their money out at any time, this Fund may not be appropriate for those who plan to withdraw their money within five years.
- This Fund is not designed for investors who cannot afford more than a minimal loss of their investment.
- If you do not understand this document we recommend you seek additional information to help you decide if this Fund is right for you.

### RISK AND REWARD PROFILE



|   |   |   |   |   |   |   |
|---|---|---|---|---|---|---|
| 1 | 2 | 3 | 4 | 5 | 6 | 7 |
|---|---|---|---|---|---|---|

- The Risk and Reward Indicator table demonstrates where the Fund ranks in terms of its potential risk and reward. The higher the rank the greater the potential reward but the greater the risk of losing money. It is not guaranteed to remain the same and may change over time. It is based on historical data and may not be a reliable indication of the future risk profile of the Fund. The shaded area in the table above shows the Fund's ranking on the Risk and Reward Indicator.
- The Fund is in category 5 because it invests in company shares which are sensitive to variations in the stock market. The value of company shares can change substantially over short periods of time. Company shares are generally considered to be higher risk investments than bonds or cash.
- Even a fund in the lowest category is not a risk free investment.
- The value of your investment may fall as well as rise and is not guaranteed. You might get back less than you invest.

Further information on the risks of investing in this fund is contained in the

Prospectus available at [www.legalandgeneral.com/reports](http://www.legalandgeneral.com/reports).

The risk and reward indicator may not take account of the following risks of investing in the Fund:

- The Fund has a sustainability and/or ESG focus in its investment process which may i) limit the Fund's exposure to or exclude certain companies, industries or sectors ii) impact the Fund's investment performance compared to other funds that do not apply such criteria and, iii) differ from an investor's own sustainability and/or ESG criteria.
- The Fund may have underlying investments that are valued in currencies that are different from GBP. Exchange rate fluctuations will impact the value of your investment. Currency hedging techniques may be applied to reduce this impact but may not entirely eliminate it.
- Derivatives are highly sensitive to changes in the value of the asset on which they are based and can increase the size of losses and gains.
- The Fund could lose money if any institutions providing services such as acting as counterparty to derivatives or other instruments, becomes unwilling or unable to meet its obligations to the Fund.
- Where companies in the Index are excluded from the Fund as a result of the Climate Impact Pledge, this may affect the ability of the manager to closely track the performance of the Index.



## CHARGES

The charges you pay are used to pay the costs of running the Fund, including the costs of marketing and distributing it. These charges reduce the potential return from your investment.

| One-off charges taken before or after you invest   |       |
|--|-------|
| Entry charge   | 0.00% |
| Exit charge  | 0.00% |
| This is the maximum that might be taken out of your money before it is invested.         |       |
| The price for buying and selling units is subject to a Dilution Adjustment See opposite. |       |
| Charges taken from the fund over each year   |       |
| Ongoing charge   | 0.25% |
| Charges taken from the fund under certain specific conditions                            |       |
| Performance fee  | None  |

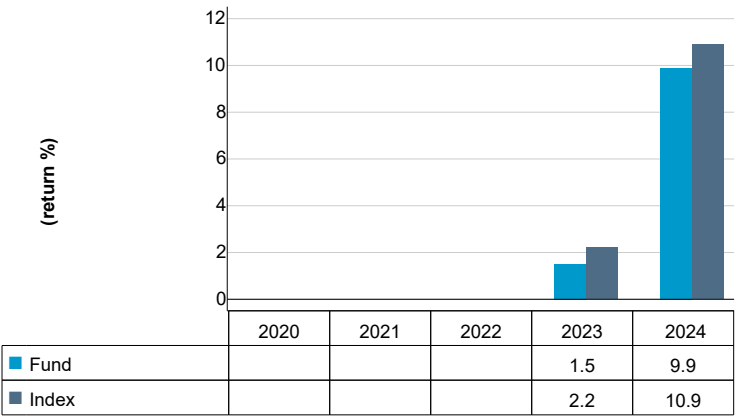
- There are no entry or exit charges.
- The ongoing charges figure is based on the latest available expenses at December 2024. This figure may vary from year to year.
- This Fund's ongoing charges include any charges made by any other funds it may invest in. They exclude portfolio transaction costs.
- The ongoing charges are taken from the Income of the Fund.

**Other costs:**

- **Dilution adjustment:** On any day, the prices for buying or selling units in this Fund are the same. The Fund manager calculates a single price for this Fund based on the mid-point between the buying and selling prices of the Fund's assets. In certain circumstances, the Fund manager can adjust this price to account for whether there is more money going into or coming out of the Fund. This is called a 'dilution adjustment'.
- This can vary but as an example for this Fund we estimate 0.13% for purchases and 0.23% for sales at 31 December 2024. The amount of the dilution adjustment may differ in future.

For more information about charges and costs, please see the charges and expenses section in the Fund's Prospectus, or visit our website at [www.legalandgeneral.com/chargesandfees](http://www.legalandgeneral.com/chargesandfees).

## PAST PERFORMANCE



- Past performance is not a guide to future performance.
- The figures for the Fund take into account the ongoing charges and assume income (after any tax) is reinvested.
- The performance has been calculated in GBP.
- The annual return is for a 12 month period ending 31 December.
- The Fund launched in 2022.
- This unit class launched in 2022.

## PRACTICAL INFORMATION

- The trustee and depositary is Northern Trust Investor Services Limited.
- You can obtain further information about the Fund including copies of its prospectus and the latest annual and semi-annual reports at [www.legalandgeneral.com/reports](http://www.legalandgeneral.com/reports). Paper copies of these documents are also available free of charge in English from Legal & General Investments, PO Box 6080, Wolverhampton WV1 9RB.
- Investors can get other practical information, including the latest prices, dilution adjustment and details of any other unit classes that are available, by calling us on **0370 050 0955** Monday to Friday between 9:00a.m. to 5:00p.m. Call charges will vary.
- This Fund is subject to the tax legislation of the United Kingdom, which may have an impact on each investor's personal tax position.
- Legal & General (Unit Trust Managers) Limited may be held liable solely on the basis of any statement contained in this document that is misleading, inaccurate or inconsistent with the relevant parts of the Prospectus for the Fund.
- Details of our Remuneration Policy including our Remuneration Committee and how remuneration and benefits are calculated can be accessed from [www.lgim.com/remuneration](http://www.lgim.com/remuneration). A paper copy is also available free of charge upon request.

# Key Investor Information

This document provides you with key investor information about this fund. It is not marketing material. The information is required by law to help you understand the nature and the risks of investing in this fund. You are advised to read it so you can make an informed decision about whether to invest.

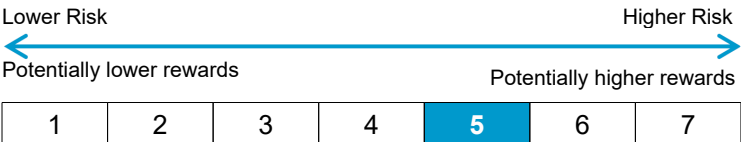
## Legal & General MSCI World Socially Responsible Investment (SRI) Index Fund Unit Class I GBP Accumulation - ISIN: GB00B0CNH940

The authorised fund manager of the Fund is Legal & General (Unit Trust Managers) Limited (the "Manager").

### OBJECTIVES AND INVESTMENT POLICY

- The objective of the Fund is to track the performance of the MSCI World SRI Index, the **"Benchmark Index"** on a net total return basis before fees and expenses are applied. Fund performance may differ from the Benchmark Index due to the deduction of fees and expenses and the impact of any tracking error factors.
  - The Benchmark Index is comprised of shares in companies across various developed markets and it is constructed with an aim to represent the performance of companies that are consistent with specific values and climate change-based criteria and that have high environmental, social and governance ratings relative to their sector peers.
  - The Fund will generally hold assets directly but can use depositary receipts (such as American depositary receipts and global depositary receipts) to gain exposure such as when the direct asset cannot be held or is not available.
  - The Fund may also invest in shares in companies which are reasonably expected to become part of the Benchmark Index in the near future or are an alternative to a constituent of the Benchmark Index, money market instruments (such as treasury bills), depositary receipts, cash, deposits and collective investment schemes including those managed or operated by the Manager or an associate of the Manager.
  - A summary of the index methodology is available on: <https://www.msci.com/msci-sri-indexes>
  - The Fund may use derivatives (contracts which have a value linked to the price of another asset) to:
    - reduce risk or cost; or
    - generate additional capital or income with no, or an acceptably low, level of risk.
- Other information:**
- The Fund is passively managed as it tracks the Benchmark Index.
  - Your units will be accumulation units. Income from the Fund's investments (dividends) will be reinvested back into the value of your units.
  - You can buy or sell units in this Fund on any business day. You need to contact us with your instruction before 3pm. This is the time we calculate unit prices for this Fund. If you contact us after 3pm, the units will be bought or sold at the next business day's price.
  - The Fund's base currency is denominated in GBP.
  - This Fund may be suitable for investors looking to invest in Global company shares that confirm to a range of Ethical and Environmental guidelines.
  - Although investors can take their money out at any time, this Fund may not be appropriate for those who plan to withdraw their money within five years.
  - This Fund is not designed for investors who cannot afford more than a minimal loss of their investment.
  - If you do not understand this document we recommend you seek additional information to help you decide if this Fund is right for you.

### RISK AND REWARD PROFILE



- The Risk and Reward Indicator table demonstrates where the Fund ranks in terms of its potential risk and reward. The higher the rank the greater the potential reward but the greater the risk of losing money. It is not guaranteed to remain the same and may change over time. It is based on historical data and may not be a reliable indication of the future risk profile of the Fund. The shaded area in the table above shows the Fund's ranking on the Risk and Reward Indicator.
- The Fund is in category 5 because it invests in company shares which are sensitive to variations in the stock market. The value of company shares can change substantially over short periods of time. Company shares are generally considered to be higher risk investments than bonds or cash.
- Even a fund in the lowest category is not a risk free investment.
- The value of an investment and any income taken from it is not guaranteed and can go down as well as up; and the investor may get back less than the

- original amount invested.
- Further information on the risks of investing in this fund is contained in the Prospectus available at [www.legalandgeneral.com/reports](http://www.legalandgeneral.com/reports).
- The risk and reward indicator may not take account of the following risks of investing in the Fund:
- The Fund has a sustainability and/or ESG focus in its investment process which may i) limit the Fund's exposure to or exclude certain companies, industries or sectors ii) impact the Fund's investment performance compared to other funds that do not apply such criteria and, iii) differ from an investor's own sustainability and/or ESG criteria.
  - The Fund may have underlying investments that are valued in currencies that are different from GBP. Exchange rate fluctuations will impact the value of your investment. Currency hedging techniques may be applied to reduce this impact but may not entirely eliminate it.
  - Derivatives are highly sensitive to changes in the value of the asset on which they are based and can increase the size of losses and gains.
  - The Fund could lose money if any institutions providing services such as acting as counterparty to derivatives or other instruments, becomes unwilling or unable to meet its obligations to the Fund.





## CHARGES

The charges you pay are used to pay the costs of running the Fund, including the costs of marketing and distributing it. These charges reduce the potential return from your investment.

| One-off charges taken before or after you invest   |       |
|--|-------|
| Entry charge   | 0.00% |
| Exit charge  | 0.00% |
| This is the maximum that might be taken out of your money before it is invested.         |       |
| The price for buying and selling units is subject to a Dilution Adjustment See opposite. |       |
| Charges taken from the fund over each year   |       |
| Ongoing charge   | 0.25% |
| Charges taken from the fund under certain specific conditions                            |       |
| Performance fee  | None  |

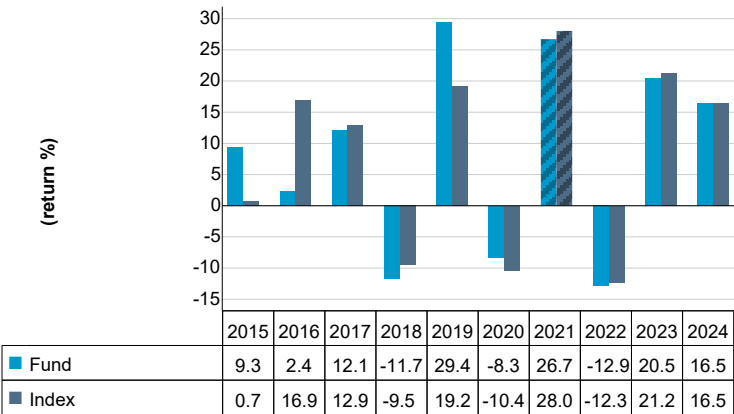
- There are no entry or exit charges.
- The ongoing charges figure is based on the latest available expenses at December 2024. This figure may vary from year to year.
- This Fund's ongoing charges include any charges made by any other funds it may invest in. They exclude portfolio transaction costs.
- The ongoing charges are taken from the Capital of the Fund.

**Other costs:**

- **Dilution adjustment:** On any day, the prices for buying or selling units in this Fund are the same. The Fund manager calculates a single price for this Fund based on the mid-point between the buying and selling prices of the Fund's assets. In certain circumstances, the Fund manager can adjust this price to account for whether there is more money going into or coming out of the Fund. This is called a 'dilution adjustment'.
- This can vary but as an example for this Fund we estimate 0.09% for purchases and 0.06% for sales at 31 December 2024. The amount of the dilution adjustment may differ in future.

For more information about charges and costs, please see the charges and expenses section in the Fund's Prospectus, or visit our website at [www.legalandgeneral.com/chargesandfees](http://www.legalandgeneral.com/chargesandfees).

## PAST PERFORMANCE



\*Performance prior to this point achieved under circumstances that no longer apply

- Past performance is not a guide to future performance.
- The figures for the Fund take into account the ongoing charges and assume income (after any tax) is reinvested.
- The performance has been calculated in GBP.
- The Fund may not replicate the performance of the Benchmark Index perfectly due to tracking errors such as expenses, tax and transaction costs incurred by the Fund, which are not included in the Index.
- The annual return is for a 12 month period ending 31 December.
- The Fund launched in 1999.
- This unit class launched in 2005.
- On 28 January 2021\*, the Fund changed its name (from "Legal & General Ethical Trust") and its valuation point changed from a 12 noon valuation to a 3:00p.m. valuation. On the same date, the Fund changed its Index. Prior to this date past performance is shown against the FTSE 350 Index.

## PRACTICAL INFORMATION

- The trustee and depositary is Northern Trust Investor Services Company.
- You can obtain further information about the Fund including copies of its prospectus and the latest annual and semi-annual reports at [www.legalandgeneral.com/reports](http://www.legalandgeneral.com/reports). Paper copies of these documents are also available free of charge in English from Legal & General Investments, PO Box 6080, Wolverhampton WV1 9RB.
- Investors can get other practical information, including the latest prices, dilution adjustment and details of any other unit classes that are available, by calling us on **0370 050 0955** Monday to Friday between 9:00a.m. to 5:00p.m. Call charges will vary.
- This Fund is subject to the tax legislation of the United Kingdom, which may have an impact on each investor's personal tax position.
- Legal & General (Unit Trust Managers) Limited may be held liable solely on the basis of any statement contained in this document that is misleading, inaccurate or inconsistent with the relevant parts of the Prospectus for the Fund.
- Details of our Remuneration Policy including our Remuneration Committee and how remuneration and benefits are calculated can be accessed from [www.lgim.com/remuneration](http://www.lgim.com/remuneration). A paper copy is also available free of charge upon request.

## Key Investor Information

This document provides you with key investor information about this fund. It is not marketing material. The information is required by law to help you understand the nature and the risks of investing in this fund. You are advised to read it so you can make an informed decision about whether to invest.

### Vanguard ActiveLife Climate Aware 60-70% Equity Fund (the "Fund")

A sub-fund of Vanguard Investments Funds ICVC

### A GBP Accumulation Shares

ISIN: GB00BZ830054

Authorised Corporate Director: Vanguard Investments UK, Limited ("VIUK")

## Objectives and investment policy

- The Fund seeks to provide an increase in the value of investments over the long-term (more than 5 years) together with some money paid out from those investments as income.
- The Fund is actively managed and seeks to achieve its investment objective by investing in a combination of shares (60-70% of the Fund's investments) and bonds (issued by companies and entities which are not companies, such as government-related entities) (30-40% of the Fund).
- The Fund can invest worldwide and the majority of the Fund's investments will be in developed countries. The Fund can invest in all countries, sectors and industries, subject to (i) Climate Considerations and (ii) Exclusions as described below.
- Climate considerations: At least 70% of the Fund's assets will meet at least one of the Climate Considerations for company shares, corporate bonds and sovereign bonds:
- Corporate climate considerations: When purchasing shares and corporate bonds for the Fund, the Manager will consider whether the company displays at least one of the following qualities, which would enable the Manager to be aware of what the company is doing which might support its journey towards net zero: (i) displays current Scope 1+2 carbon intensity that is at least 25% below the industry average; and/or (ii) has published an active emissions reduction target. Scope 3 emissions are not included.
- Sovereign climate considerations: When purchasing sovereign bonds for the Fund, the Manager will consider whether the relevant country's sovereign carbon intensity is at least 25% lower than the average carbon intensity of the sovereign constituents within the Composite Index.
- The Fund can hold investments that do not meet the Climate Considerations and certain investments are not subject to any Climate Considerations. The Fund will not invest more than 30% of its value in assets that do not demonstrate any of the Climate Considerations.
- Exclusions: The Manager seeks to avoid investing in companies involved in and/or deriving revenue (above a threshold specified by the Manager and set out in the exclusions policy at <https://fund-docs.vanguard.com/VanguardActiveLifeClimateAwareRangeExclusionsPolicy.pdf>). The Manager will not invest in sovereign bonds issued by countries where the fuel exports for the relevant country exceed 50% of total exports.

- The performance of the Fund may be compared against the Composite Index\*. VIUK considers that the combination of the indices within the Composite Index provide a benchmark that best reflects the investment strategy of the Fund as a means to assess the performance of the Fund.
- The Fund attempts to remain fully invested and hold small amounts of cash except in extraordinary market, political or similar conditions where the Fund may temporarily depart from this investment policy to avoid losses.
- The Fund may use derivatives in order to reduce risk or cost and/or generate extra income or growth (known as "efficient portfolio management"). A derivative is a financial contract whose value is based on the value of a financial asset (such as a share, bond, or currency) or a market index.
- The Fund invests in securities which are denominated in currencies other than the share class currency. Movements in currency exchange rates can affect the return of investments.
- The currency of the share class is GBP.
- The Fund is appropriate for long-term investment. You should have an investment horizon of at least 5 years.
- Income from the Fund will be reinvested and reflected in the price of shares in the Fund.
- Portfolio transaction costs will have an impact on performance.
- Shares in the Fund can be bought or sold on a daily basis (save on certain bank holidays or public holidays and subject to certain restrictions described in Appendix 1 of the Prospectus). A list of the days on which shares in the Fund cannot be bought or sold is available on: <https://fund-docs.vanguard.com/VanguardInvestmentsFundsICVC.pdf>

For further information about the objectives and investment policy of the Fund, including its Sustainability Approach, please see Appendix 1 of the Vanguard Investments Funds ICVC prospectus (the "Prospectus") on our website at <https://global.vanguard.com/> and the Fund's Consumer Facing Disclosure on our website at [https://fund-docs.vanguard.com/SDR\\_CFD\\_VanguardActiveLifeClimateAware60-70EquityFund.pdf](https://fund-docs.vanguard.com/SDR_CFD_VanguardActiveLifeClimateAware60-70EquityFund.pdf)\* Composite Index comprised of: 65% FTSE Developed Net Tax Index; 28% Bloomberg Global Aggregate Credit Index; 3.5% Bloomberg Global Aggregate Treasury Index; and 3.5% Bloomberg Global Aggregate Securitized Index (together, the "Composite Index").

## Risk and reward profile



- This indicator is based on historical data and may not be a reliable indication of the future risk profile of the Fund.
- The risk category shown is not guaranteed and may change over time.
- The lowest category does not mean "risk free".
- The Fund is rated 4 due to the nature of its investments which include the risks listed below. These factors may impact the value of the Fund's investments or expose the Fund to losses.
- The value of equities and bonds can be affected by factors such as stock market movements, interest rates, credit spreads and volatility. Other driving factors include political, economic news, company earnings and significant corporate events.
- Movements in currency exchange rates can adversely affect the return of your investment. Currency hedging is not guaranteed to completely eliminate currency risk.
- Emerging markets are generally more sensitive to economic and political conditions than developed markets. Other factors include greater 'Liquidity Risk', restrictions on investment or transfers of assets and failed/delayed delivery of securities or payments to the Fund.

- Investment risk is concentrated in specific sectors, countries, currencies or companies. This means the Fund is more sensitive to any localised economic, market, political or regulatory events.

### The risk and reward indicator does not take account of the following risks of investing in the Fund:

- Counterparty risk. The insolvency of any institutions providing services such as safekeeping of assets or acting as counterparty to derivatives or other instruments, may expose the Fund to financial loss.
- Sustainability risk. The Fund may not make certain investments if they do not meet the Fund's Sustainability Approach. This may affect the Fund's exposure to certain issuers and cause the Fund to forego certain investment opportunities.
- Liquidity risk. Lower liquidity means there are insufficient buyers or sellers to allow the Fund to sell or buy investments readily. This could cause the Fund to incur higher costs when buying or selling investments or could mean that the Fund is not able to buy or sell investments when it would like to do so.
- Credit risk. The issuer of a financial asset held within the Fund may not pay income or repay capital to the Fund when due.
- Inflation risk. The value of your investments may not be worth as much in the future due to changes in purchasing power resulting from inflation.
- Use of derivatives. The use of derivatives could increase or reduce exposure to underlying assets and result in greater fluctuations of the Fund's net asset value.

For further information on risks please see the "Risk Factors" section of the Prospectus on our website at <https://global.vanguard.com>

Charges

The charges you pay are used to pay the costs of running the Fund, including the costs of marketing and distributing it. These charges reduce the potential growth of your investment.

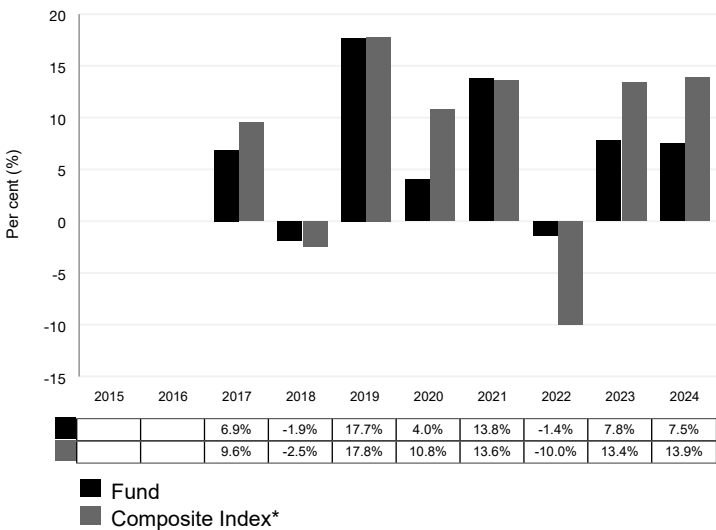
|  |       |
|--|-------|
| One-off charges taken before or after you invest   |       |
| Entry charge   | None  |
| Exit charge  | None  |
| This is the maximum that might be taken out of your money before it is invested / before the proceeds of your investment are paid out. |       |
| Charges taken from the Fund over a year  |       |
| Ongoing charges  | 0.48% |
| Charges taken from the Fund under certain specific conditions  |       |
| Performance fee  | None  |

The entry and exit charges shown are maximum figures and in some cases you might pay less. Investors can find out the actual entry and exit charges from their distributor and or adviser.

The ongoing charges figure is based on expenses for the year ended 31 December 2024. This figure may vary from year to year. It excludes portfolio transaction costs.

For further information about charges please see the sections entitled "Buying Shares", "Redeeming Shares", "Charges and Expenses", "Dilution Adjustment" and Appendix 1 of the Prospectus on our website at <https://global.vanguard.com>

Past performance



- **Past performance:**
- **Is not a reliable indication of future performance.**
- Includes ongoing charges and the reinvestment of income. It excludes entry and exit fees.
- Has been calculated in GBP.
- Shares in the Fund were first issued in 2016.
- This share class was launched in 2016.
- The Fund was previously named Vanguard Global Balanced Fund and changed to the Vanguard SustainableLife 60-70% Equity Fund with effect from 8 December 2021, and changed to the Vanguard ActiveLife Climate Aware 60-70% Equity Fund with effect from 26 November 2024.
- The Fund does not aim to track the performance of the index.

Practical information

- **Depositary:** State Street Trustees Limited.
- **Documents, prices of shares and further information:** You can obtain copies of the Prospectus and the latest annual and semi-annual report and accounts for Vanguard Investments Funds ICVC ("VIF") along with the latest published prices of shares and other practical information, from our website at <https://global.vanguard.com>. The documents are available in English and are free of charge.
- **Prices:** The last published prices of shares in the Fund are also available from the FT's website [www.ft.com](http://www.ft.com) or <https://global.vanguard.com>
- **Tax:** VIF is subject to the tax laws of the United Kingdom. Depending on your country of residence, this may have an impact on your personal tax position. You are recommended to consult your professional tax adviser.
- **Liability:** VIUK may be held liable solely on the basis of any statement contained in this document that is misleading, inaccurate or inconsistent with the relevant parts of the Prospectus for VIF.
- **Sub-funds:** This document describes a sub-fund of VIF. The prospectus and periodic reports are prepared for the entire company.
- The Fund's assets belong exclusively to the Fund and shall not be used to discharge the liabilities of or claims against VIF, other sub-funds of VIF or any other person or body.
- **Shares:** The Fund is part of VIF and has both accumulation and income shares. You may switch some or all of your shares of one type, to shares of another type within the same Fund, or between other sub-funds of VIF or other funds managed by VIUK. Details of switching are provided in the Prospectus.
- Information about other share classes offered by VIF can be found in the prospectus or from our website at <https://global.vanguard.com>.
- Further information on the Index Provider please see the Fund's prospectus.
- **Remuneration policy:** Details of the Vanguard European Remuneration Policy are available at <https://www.ie.vanguard/content/dam/intl/europe/documents/ch/en/ucits-v-remuneration-policy.pdf> including: (a) a description of how remuneration and benefits are calculated; and (b) the identities of persons responsible for awarding remuneration and benefits. A paper copy of these details may be obtained, free of charge, on request from the Head of Human Resources, Europe, Vanguard Asset Services, Limited, 4th Floor The Walbrook Building, 25 Walbrook, London EC4N 8AF.

## Key Investor Information

This document provides you with key investor information about this fund. It is not marketing material. The information is required by law to help you understand the nature and the risks of investing in this fund. You are advised to read it so you can make an informed decision about whether to invest.

### Vanguard ESG Screened Developed World All Cap Equity Index Fund (UK) (the "Fund")

A sub-fund of Vanguard Investments Funds ICVC

### A GBP Accumulation Shares

ISIN: GB00BLLZQL34

Authorised Corporate Director: Vanguard Investments UK, Limited ("VIUK")

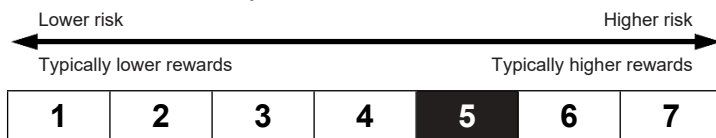
## Objectives and investment policy

- The Fund seeks to track the performance of the FTSE Developed All Cap Choice Index (the "Index").
- The Fund is a passive fund which means it takes the form of tracking a specific index in order to replicate its performance.
- The Fund attempts to:
  1. Track the performance of the Index by investing in all component shares of the Index in the same proportion as the Index. Where not practicable to fully replicate, the Fund will use a sampling process.
  2. Remain fully invested and hold small amounts of cash except in extraordinary market, political or similar conditions where the Fund may temporarily depart from this investment policy to avoid losses.
- The Index is constructed from the FTSE Developed All Cap Index (the "Parent Index"). The Parent Index is a market-capitalisation weighted index representing the performance of large, mid and small companies covering developed markets around the world. Market capitalisation is the value of a company's outstanding shares in the market and shows the size of a company. The Index methodology excludes shares of companies from the Parent Index where the Index provider determines that companies are engaged or involved in specific activities of the supply chain for, and / or derive revenue (above thresholds specified by the Index provider and set out in [https://fund-docs.vanguard.com/Vanguard\\_ESG\\_Scr\\_Dev\\_World\\_All\\_Cap\\_Eq\\_Index\\_FundUK\\_Exclusions.pdf](https://fund-docs.vanguard.com/Vanguard_ESG_Scr_Dev_World_All_Cap_Eq_Index_FundUK_Exclusions.pdf))
- from certain activities relating to the following activities: certain specified vice products, non-renewable energy and weapons. It also excludes shares of companies based on certain controversial conduct, which is achieved by excluding companies that meet certain criteria in relation to the United Nations Global Compact Principles regarding labour, human rights, environmental, and anti-corruption standards.
- Where the Index provider has insufficient or no data available to adequately assess a particular company relative to the Exclusion Criteria of the Index, such companies will be excluded from the Index until such time as they may be determined to be eligible by the Index provider.
- The Fund may use derivatives in order to reduce risk or cost and/or generate extra income or growth (known as "efficient portfolio management"). A derivative is a financial contract whose value is based

- on the value of a financial asset (such as a share, bond, or currency) or a market index. Derivatives on an index (e.g. swaps, futures) may contain some underlying constituents which may not meet the Exclusion Criteria.
- The Fund may engage in short term secured lending of its investments to certain eligible third parties. This is used as a means of generating additional income and to off-set the costs of the Fund.
- The currency of the share class is GBP.
- The Fund attempts to remain fully invested and hold small amounts of cash except in extraordinary market, political or similar conditions where the Fund may temporarily depart from this investment policy to avoid losses.
- The Fund invests in securities which are denominated in currencies other than the share class currency. Movements in currency exchange rates can affect the return of investments.
- The Fund is appropriate for long-term investment. You should have an investment horizon of at least 5 years.
- Income from the Fund will be reinvested and reflected in the price of shares in the Fund.
- Portfolio transaction costs will have an impact on performance.
- Shares in the Fund can be bought or sold on a daily basis (save on certain bank holidays or public holidays and subject to certain restrictions described in Appendix 1 of the Prospectus). A list of the days on which shares in the Fund cannot be bought or sold is available on: <https://fund-docs.vanguard.com/Vanguard-Investments-Funds-ICVC.pdf>

For further information about the objectives and investment policy of the Fund and Vanguard's relationship with the Index provider, please see Appendix 1 and the "Disclaimer" section of the Vanguard Investments Funds ICVC prospectus (the "Prospectus") on our website at [https://global.vanguard.com/docs.vanguard.com/SDR\\_CFD\\_Vanguard\\_ESG\\_Screened\\_Developed\\_World\\_All\\_Cap\\_Equity\\_Index\\_Fund\\_UK.pdf](https://global.vanguard.com/docs.vanguard.com/SDR_CFD_Vanguard_ESG_Screened_Developed_World_All_Cap_Equity_Index_Fund_UK.pdf) Further information on the composition of the Index may be obtained at <https://www.ftserussell.com/products/indices/global-choice> and [https://research.ftserussell.com/products/downloads/FTSE\\_Global\\_Choice\\_Index\\_Series\\_Ground\\_Rules.pdf](https://research.ftserussell.com/products/downloads/FTSE_Global_Choice_Index_Series_Ground_Rules.pdf)

## Risk and reward profile



- This indicator is based on historical data and may not be a reliable indication of the future risk profile of the Fund.
- The risk category shown is not guaranteed and may change over time.
- The lowest category does not mean "risk free".
- The Fund is rated 5 due to the nature of its investments which include the risks listed below. These factors may impact the value of the Fund's investments or expose the Fund to losses.
  - The value of equities and equity-related securities can be affected by daily stock market movements. Other influential factors include political, economic news, company earnings and significant corporate events.
  - Movements in currency exchange rates can adversely affect the return of your investment.
  - Investment risk is concentrated in specific sectors, countries, currencies or companies. This means the Fund is more sensitive to any localised economic, market, political or regulatory events.

**The risk and reward indicator does not take account of the following risks of investing in the Fund:**

- Counterparty risk. The insolvency of any institutions providing services such as safekeeping of assets or acting as counterparty to derivatives or other instruments, may expose the Fund to financial loss.
- Liquidity risk. Lower liquidity means there are insufficient buyers or sellers to allow the Fund to sell or buy investments readily. This could cause the

Fund to incur higher costs when buying or selling investments or could mean that the Fund is not able to buy or sell investments when it would like to do so.

- Tracking risk. The Fund is not expected to track the performance of the Index at all times with perfect accuracy. The Fund is, however, expected to provide investment results that, before expenses, generally correspond to the price and yield performance of the Index.
- Sampling risk. As the Fund uses an index sampling technique whereby a representative sample of securities are selected to represent the Index, there is the risk that the securities selected for the Fund may not, in the aggregate, approximate the full Index.
- Accuracy risk. There is no assurance that the Index provider will compile the Index accurately or that the Index will be determined, composed or calculated correctly.
- Screening risk. A Fund may track an index which screens out possible investments if they do not meet certain screening criteria. This may affect the Fund's exposure to certain issuers and cause the Fund to forego certain investment opportunities. The relevant Fund may perform differently to other funds, including underperforming funds that do not seek to screen investments in this way.
- Unscheduled rebalancing risk. Apart from scheduled rebalances, the index provider may carry out additional ad hoc rebalances to the Benchmark Index in order for example, to correct an error in the selection of index constituents.
- Use of derivatives. The use of derivatives could increase or reduce exposure to underlying assets and result in greater fluctuations of the Fund's net asset value.

For further information on risks please see the "Risk Factors" section of the Prospectus on our website at <https://global.vanguard.com>



Charges

The charges you pay are used to pay the costs of running the Fund, including the costs of marketing and distributing it. These charges reduce the potential growth of your investment.

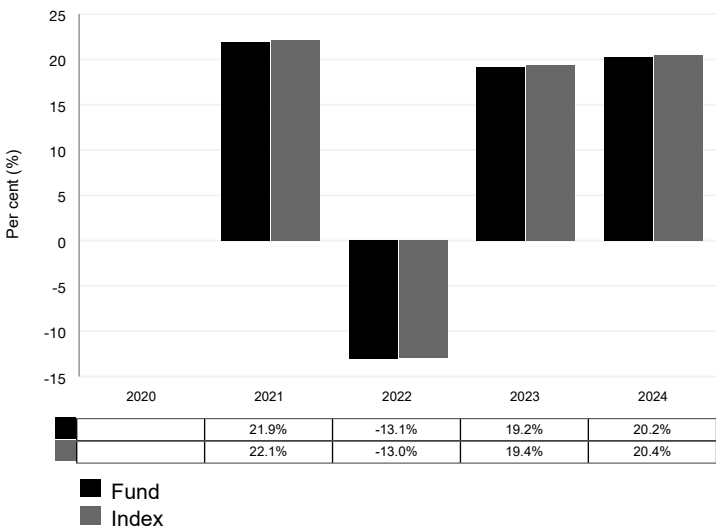
|  |       |
|--|-------|
| One-off charges taken before or after you invest   |       |
| Entry charge   | None  |
| Exit charge  | None  |
| This is the maximum that might be taken out of your money before it is invested / before the proceeds of your investment are paid out. |       |
| Charges taken from the Fund over a year  |       |
| Ongoing charges  | 0.20% |
| Charges taken from the Fund under certain specific conditions  |       |
| Performance fee  | None  |

The entry and exit charges shown are maximum figures and in some cases you might pay less. Investors can find out the actual entry and exit charges from their distributor and or adviser.

The ongoing charges figure is based on expenses for the year ended 31 December 2024. This figure may vary from year to year. It excludes portfolio transaction costs.

For further information about charges please see the sections entitled "Buying Shares", "Redeeming Shares", "Charges and Expenses", "Dilution Adjustment" and Appendix 1 of the Prospectus on our website at <https://global.vanguard.com>

Past performance



- **Past performance:**
- **Is not a reliable indication of future performance.**
- Includes ongoing charges and the reinvestment of income. It excludes entry and exit fees.
- Has been calculated in GBP.
- Shares in the Fund were first issued in 2020.
- This share class was launched in 2020.
- The Fund was previously named the Vanguard ESG Developed World All Cap Equity Index Fund (UK) and changed to the Vanguard ESG Screened Developed World All Cap Equity Index Fund (UK) with effect from 26 November 2024.

Practical information

- **Depositary:**State Street Trustees Limited.
- **Documents, prices of shares and further information:** You can obtain copies of the Prospectus and the latest annual and semi-annual report and accounts for Vanguard Investments Funds ICVC ("VIF") along with the latest published prices of shares and other practical information, from our website at <https://global.vanguard.com>. The documents are available in English and are free of charge.
- **Prices:** The last published prices of shares in the Fund are also available from the FT's website [www.ft.com](http://www.ft.com) or <https://global.vanguard.com>
- **Tax:** VIF is subject to the tax laws of the United Kingdom. Depending on your country of residence, this may have an impact on your personal tax position. You are recommended to consult your professional tax adviser.
- **Liability:** VIUK may be held liable solely on the basis of any statement contained in this document that is misleading, inaccurate or inconsistent with the relevant parts of the Prospectus for VIF.
- **Sub-funds:** This document describes a sub-fund of VIF. The prospectus and periodic reports are prepared for the entire company.
- The Fund's assets belong exclusively to the Fund and shall not be used to discharge the liabilities of or claims against VIF, other sub-funds of VIF or any other person or body.
- **Shares:** The Fund is part of VIF and has both accumulation and income shares. You may switch some or all of your shares of one type, to shares of another type within the same Fund, or between other sub-funds of VIF or other funds managed by VIUK. Details of switching are provided in the Prospectus.
- Information about other share classes offered by VIF can be found in the prospectus or from our website at <https://global.vanguard.com>.
- Further information on the Index Provider please see the Fund's prospectus.
- **Remuneration policy:** Details of the Vanguard European Remuneration Policy are available at <https://www.ie.vanguard/content/dam/intl/europe/documents/ch/en/ucits-v-remuneration-policy.pdf> including: (a) a description of how remuneration and benefits are calculated; and (b) the identities of persons responsible for awarding remuneration and benefits. A paper copy of these details may be obtained, free of charge, on request from the Head of Human Resources, Europe, Vanguard Asset Services, Limited, 4th Floor The Walbrook Building, 25 Walbrook, London EC4N 8AF.



#### NorthStar Wealth Management

Ocean Village Innovation Centre, Ocean  
Way, Southampton, Hampshire, SO14 3JZ

Freephone: 0800 6906 247

Email: [info@nswm.co.uk](mailto:info@nswm.co.uk)

Website: [nswm.co.uk](http://nswm.co.uk)

© NorthStar Wealth Management Group Ltd. Registered in England and Wales: 09069129.  
Authorised and regulated by the Financial Conduct Authority. Registered office: Ocean  
Village Innovation Centre, Ocean Way, Southampton, Hampshire, SO14 3JZ.