



# NorthStar Defensive Growth Portfolio Key Investor Information Document Pack

# KEY INVESTOR INFORMATION

This document provides you with key investor information about this Fund. It is not marketing material. The information is required by law to help you understand the nature and the risks of investing in this Fund. You are advised to read it so you can make an informed decision about whether to invest.



## Aegon Absolute Return Bond Fund

a sub-fund of Aegon Asset Management Investment Company (Ireland) plc

### Sterling Class C - Accumulation shares (ISIN: IE00B6SLQ646)

This fund is managed by Aegon Investment Management B.V.

### Objectives and investment policy

**Objective:** is to generate positive absolute returns for investors over a rolling 3 year period irrespective of market conditions.

**Policy:** invests worldwide in:

- Investment grade (lower risk) and high yield (higher risk) bonds issued by companies and governments;
- Derivatives (financial contracts whose value is linked to an underlying asset);
- Cash, deposits and money market instruments (a form of debt security); and
- Up to 20% in a combination of investments in emerging markets (those economies that are still developing) and high yield (higher risk) bonds.

The Fund is actively managed.

The Fund has discretion in its choice of investments and is not restricted by market sector. It may also hold a limited range of other investments and it is not constrained by any benchmark or index.

The Fund may use derivatives for investment purposes, to benefit from changes in the price of an underlying asset without actually owning it.

The Fund may use investment techniques to manage risks and costs. These techniques include 'hedging' (using derivatives and other financial contracts to reduce the risk associated with: (i) making investments in other currencies; or (ii) interest rates changing). Up to 5% of the Fund may not be 'hedged' i.e.

the Fund is exposed to the risks of investing in another currency for this portion.

The Fund may hold substantial amounts of cash to implement investment techniques or meet its objective.

**Benchmark:** The Investment Manager expects that the Fund will return performance in excess of SONIA 3 Month GBP plus 2 to 3% on an annualised basis over a rolling 3 year period, net of fees. Although the Fund expects to reach this level of performance, there is no guarantee that this will be achieved. The Fund's capital is at risk meaning that the Fund could suffer a decrease in value at any time. For currency hedged share classes, the benchmark is shown in the share class currency.

#### Other information

You can buy, sell or exchange the Fund's shares on any business day (see 'Key Information for Buying and Selling' in the Fund Supplement to the Prospectus for more information).

Income the Fund receives will be reinvested and automatically reflected in the value of your shares.

Recommendation: the Fund may not be appropriate for investors who plan to withdraw their money within 3 years.

It is expected that the Fund will be held as part of a diversified portfolio which may include other assets such as bonds, equities, property and cash.

### Risk and reward profile



The risk/reward profile shows the risk of investing in the Fund, based on the rate at which its value has changed in the past. This Fund has the above risk/reward rating because of its investment strategy, the value of 'absolute return' funds may not change in line with bond prices. Funds in category 2 have in the past shown relatively low volatility. With a fund of category 2, you have a relatively low risk of losing money but your chance for gains is also relatively low.

The Fund's category is not guaranteed and may change over time. It is calculated using historical data, which may not be a reliable indication for the future. Category 1 does not mean 'risk free'. Positive returns are not guaranteed and no form of capital protection applies.

The following risks which are not, or are not fully, reflected in the risk/reward profile are also relevant to the Fund:

**Credit:** An issuer of bonds may be unable to make payments due to the Fund (known as a default). The value of bonds may fall as default becomes more likely. Both default and expected default may cause the Fund's value to fall. High yield bonds generally offer higher returns because of their higher

default risk and investment grade bonds generally offer lower returns because of their lower default risk.

**Liquidity:** The Fund's value may fall if bonds become more difficult to trade or value due to market conditions or a lack of supply and demand. This risk increases where the Fund invests in high yield bonds.

**Counterparty:** Investments such as derivatives are made using financial contracts with third parties. Those third parties may fail to meet their obligations to the Fund due to events beyond our control. The Fund's value could fall because of: (i) loss of monies owed by the counterparty; and/or (ii) the cost of replacement financial contracts.

**Other markets:** The Fund may invest in countries which have less developed political, economic and legal systems and which provide fewer investor protections. Difficulties in buying, selling, safekeeping or valuing investments in such countries may reduce the value of the Fund.

**Derivatives:** The value of derivatives depends on the performance of an underlying asset. Small changes in the price of that asset can cause larger changes in the value of the derivative. This increases potential gain but also potential loss.

**Interest Rate Risk:** Bond values are affected by changes in interest rates. When interest rates rise, the value of the Fund is likely to fall.

Full details of risks are disclosed in the 'Risk Factors' section of the Fund Supplement to the Prospectus.

## Charges

The charges you pay are used to pay the costs of running the Fund, including the costs of marketing and distributing it. These charges reduce the potential growth of your investment.

### One-off charges taken before or after you invest

Entry charge	None
Exit charge	None

This is the maximum that might be taken out of your money before it is invested / before the proceeds of your investment are paid out.

### Charges taken from the Fund over a year

Ongoing charges	0.37%
-----------------	-------

### Charges taken from the Fund under certain specific conditions

Performance fee	None
-----------------	------

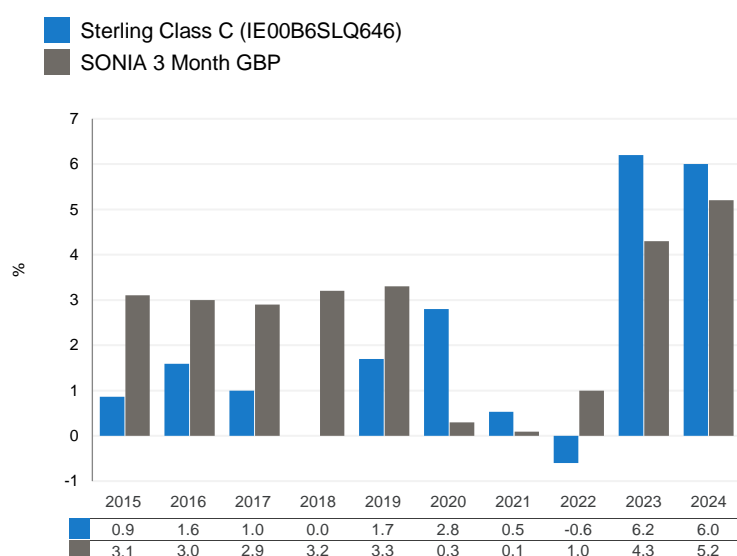
The entry and exit charges shown are the maximum figures, and in some cases you may pay less. You can find out specific charges which apply to your investment by contacting your financial adviser, distributor, or by contacting us using the details given in the Practical Information section.

The ongoing charge is based on expenses for the year to 31 December 2024. This figure may vary from year to year. It excludes any portfolio transaction costs (except in the case of an entry/exit charge paid by the Fund when buying and selling shares in another fund).

Exchanging your holdings into another sub-fund of the Company: the first five exchanges in a calendar year are free, and subject to a charge of 1.5% on each transaction thereafter.

More detailed information on charges can be found in the 'Fees and Expenses' section of the Fund Supplement to the Prospectus.

## Past performance



Source: Lipper

Past performance is not a guide to future performance.

Fund launch date: 30 September 2011

Share class launch date: 07 February 2012

Performance is calculated in GBP.

The past performance calculation does not take into account the entry and exit charges but does take into account the ongoing charge, as shown in the 'Charges' section.

The benchmark changed from LIBOR to SONIA on or around 9th of December 2021. The performance for next year will be based on a composite of LIBOR and SONIA.

Source: Lipper

Source: Lipper

## Practical information

Aegon Asset Management Investment Company (Ireland) plc ("the Company") is an umbrella fund with segregated liability between sub-funds.

You can exchange your holdings into another share class of the Fund, or another sub-fund of the Company, at any time. More detailed information on exchanging can be found in the 'Exchange of Shares' section of the Prospectus.

The assets and liabilities of the Fund are segregated by law. Accordingly, the assets of this Fund belong exclusively to it and may not be used to meet the liabilities of, or claims against, any other fund within the Company. Any liability incurred on behalf of, or attributable to, the Fund shall be discharged solely out of the assets of the Fund.

The Depositary of the Fund is Citibank Depositary Services Ireland Limited.

The prices of shares will be published daily on our website ([www.aegonam.com](http://www.aegonam.com)).

Further information about the Fund and copies of the Prospectus, Supplement, latest Annual and Semi-Annual Reports of the Company can be obtained free of charge from our website ([www.aegonam.com](http://www.aegonam.com)) or by calling +353 1 622 4493. These documents are available in English.

You should be aware that Irish tax legislation may have an impact on your personal tax position.

Aegon Investment Management B.V. may be held liable solely on the basis of any statement contained in this document that is misleading, inaccurate or inconsistent with the relevant parts of the Prospectus.

Details of the up to date remuneration policy of Aegon Investment Management B.V., including but not limited to a description of how remuneration and benefits are calculated and the identity of persons responsible for awarding the remuneration and benefits, are available at [www.aegonam.com](http://www.aegonam.com). A paper copy will be available free of charge upon request at the registered office of the Company.

# NON-UCITS RETAIL SCHEME

## KEY INVESTOR INFORMATION



This document provides you with key investor information about this Fund. It is not marketing material. The information is required by law to help you understand the nature and the risks of investing in this Fund. You are advised to read it so you can make an informed decision about whether to invest.

**Aviva Investors Multi-asset Core Fund I, Class 2, Accumulation shares, GBP**, a sub-fund of the Aviva Investors Portfolio Funds ICVC (ISIN: GB00BMGWGY97). The Fund is managed by Aviva Investors UK Fund Services Limited.

### OBJECTIVES AND INVESTMENT POLICY

The Fund aims to grow your investment over the long term (5 years or more) through a combination of income and capital growth. The Fund targets an overall average return before charges and taxes of at least 0.30% greater than the performance benchmark per year, measured over 3-year rolling periods. The performance benchmark is a composite index, comprising 20% MSCI® All Countries World Index (Net) GBP and 80% Bloomberg Global Aggregate Bond Index Hedged GBP (the “**Performance Index**”). The Fund is managed to a “defensive” risk profile and aims to remain within a defined risk range of 16% to 24% of the volatility of “Global Equities”, targeting 20%. The benchmark we use to represent the volatility of “Global Equities” is MSCI® All Countries World Index (Net) GBP (the “**Volatility Index**”). Volatility is measured on an annualised basis, over 3-year rolling periods, using the volatility figures as at the end of each month.

**Core Investment:** The Fund will invest in a variety of global asset classes, namely shares of both developed and emerging market companies, bonds issued by companies, governments, or large institutional organisations in developed and emerging markets, cash and money market instruments. It will gain this exposure by investing directly in these assets, through the use of derivatives or investing in other funds (including funds managed by Aviva Investors companies). Derivatives may be used for investment purposes but will not materially alter the risk profile. They are also used to manage the Fund more efficiently and to reduce risk.

**Other Investments:** The Fund may also invest in property via real estate investment trusts, and indirectly in commodities, for example through another collective investment scheme, exchange traded commodity or a derivative.

**Strategy:** The Fund is actively managed and uses an asset allocation technique to blend asset classes for diversification aiming to provide returns consistent with the Fund’s “defensive” risk profile and return target. Based on a longer-term outlook, the Fund uses an asset allocation model which determines, within a range, the Fund’s allocation to the different asset classes. The asset mix of the Fund will be rebalanced on a periodic basis taking into account the results of the model, the “defensive” risk profile and market conditions. This means that the proportion of the portfolio allocated to each asset class is not fixed and may vary over time. For information on the current asset split, investors should refer to the latest Fund Fact Sheet. The Fund is part of a range of five multi asset core funds, each with their own risk profile, ranging from I (the lowest) to V (the highest). This Fund is number I in the range. For more information on these funds please refer to the prospectus.

This Fund is subject to Aviva Investors’ baseline exclusion policy. This policy excludes investment in companies engaged in economic activities in some sectors that, in Aviva Investors’ view, have sustainability risks that are so severe that providing investment funding to companies active in these sectors, is fundamentally misaligned with Aviva Investors’ approach. The baseline exclusion policy excludes investment in companies involved in manufacturing controversial weapons and tobacco production. The baseline exclusion policy also prohibits investment in companies that exceed a defined revenue threshold from activities including the production of arctic oil, civilian firearms, oil sands and thermal coal, and the distribution of tobacco products – please see Appendix 2 for information on these limited investment restrictions.

**Sustainability Characteristics:** The Fund does not have any sustainability-related investment objectives. The Investment Manager uses an “**ESG Approach**” when selecting: (i) shares in global companies in developed markets; and (ii) bonds issued by governments (“sovereigns”) in developed markets. Further information on the ESG Approach is outlined in the Funds Prospectus

**Performance & Risk Measurement:** The Fund does not base its investment process on either the Performance Index or the Volatility Index, so will not hold every asset in them, and may also hold assets that do not form part of them. The Fund’s returns could therefore be very different from those of the Performance Index and the Volatility Index. Volatility measures how much the returns of the Fund may fluctuate and is an indicator of the level of risk taken by the Investment Manager. There may be times when the Fund operates outside of its defined risk range. The MSCI® All Country World Index (Net) GBP comprises large and medium-sized companies, as determined by their market capitalisation, from both developed and emerging markets, and the index is designed to provide a broad measure of global equity market performance. The Bloomberg Global Aggregate Bond Index Hedged GBP is a measure of global investment grade debt from twenty-four local currency markets. The Performance Index and Volatility Index have been selected as an appropriate measure for the Funds performance and risk targets, because they are representative of the type of assets in which the Fund is likely to invest. For the purposes of calculating the 20%/80% weighting, the Performance Index is re-balanced as at the end of each month.

Note: MSCI makes no express or implied warranties or representations and shall have no liability whatsoever with respect to any MSCI data contained herein. The MSCI data may not be further redistributed or used as a basis for other indices or any securities or financial products. This report is not approved, endorsed, reviewed or produced by MSCI. None of the MSCI data is intended to constitute investment advice or a recommendation to make (or refrain from making) any kind of investment decision and may not be relied on as such.

Source: Bloomberg® and Bloomberg® Global Aggregate Bond Index Hedged GBP (the “Benchmark” or the “Index”) are service marks of Bloomberg Finance L.P. and its affiliates, including Bloomberg Index Services Limited (“BISL”), the administrator of the index (collectively, “Bloomberg”) and have been licensed for use for certain purposes by Aviva Investors UK Fund Services Limited. Bloomberg is not affiliated with Aviva Investors UK Fund Services Limited and Bloomberg does not approve, endorse, review, or recommend the, Aviva Investors Multi-asset Core Fund I. Bloomberg does not guarantee the timeliness, accurateness, or completeness of any data or information relating to Aviva Investors Multi-asset Core Fund I.

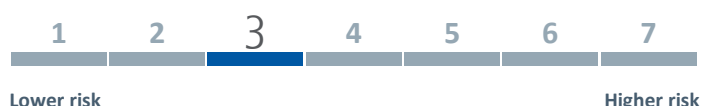
**Other information:** You can buy and sell shares on any London business day.

**Recommendation:** this Fund may not be appropriate for investors who plan to withdraw their money within 5 years.

This is an accumulation share class and any income from the Fund will remain in the Fund and is reflected in the share price.

For full investment objectives and policy details please refer to the Prospectus.

### RISK AND REWARD PROFILE



Typically lower rewards

Typically higher rewards

This indicator is based on historical data, calculated using European Union rules, and may not be a reliable indication of the future risk profile of the Fund.

The risk and reward category shown is not guaranteed to remain unchanged and may change over time. The lowest category does not mean ‘risk free’.

The value of investments and the income from them will change over time.

The Fund price may fall as well as rise and as a result you may not get back the original amount you invested.

The Fund has been allocated a risk number based on the higher of the historic volatility of its share price, the historic volatility of its current asset classes or its intended maximum risk levels.

**Interest rate risk — bonds:** When interest rates rise, bond values generally fall. This risk is generally greater for longer-term bonds and for bonds with higher credit quality.

**Counterparty risk:** The Fund could lose money if an entity with which it does business becomes unwilling or is unable to meet its obligations to the Fund.

**Currency risk:** Changes in currency exchange rates could reduce investment gains or increase investment losses. Exchange rates can change rapidly, significantly and unpredictably.

**Default risk:** Issuers of certain bonds or money market instruments could become unable to make payments on their bonds, causing a reduction in income to the Fund and also in the value of bonds held by the Fund. Under extreme market or economic conditions, defaults could be widespread and their effect on Fund performance significant.

**Derivatives risk:** Derivatives are instruments that can be complex and highly volatile, have some degree of unpredictability (especially in unusual market conditions), and can create losses significantly greater than the cost of the derivative itself.

**Emerging markets risk:** Compared to developed markets, emerging markets can have greater political instability and limited investor rights and freedoms, and their securities can carry higher equity, market, liquidity, credit and currency risk.

**Fixed Income Risk:** Investments in fixed interest securities are impacted by market and credit risk and are sensitive to changes in interest rates and market



expectations of future inflation. Bonds that produce a higher level of income usually have a greater risk of default.

**Hedging risk:** Any measures taken to offset specific risks will generate costs (which reduce performance), could work imperfectly or not at all, and if they do work will reduce opportunities for gain.

**Equities Risk:** Equities can lose value rapidly, can remain at low prices indefinitely, and generally involve higher risks — especially market risk — than bonds or money market instruments. Bankruptcy or other financial restructuring can cause the issuer's equities to lose most or all of their value.

**Leverage risk:** A small price decline on a "leveraged" underlying investment will create a correspondingly larger loss for the Fund. A high overall level of leverage and/or unusual market conditions could create significant losses for the Fund.

**Target outcome risk:** Any outcomes stated as targets are not guaranteed and may not be achieved.

Full information on the risks applicable to the Fund is detailed in the Prospectus.

CHARGES

One-off charges taken before or after you invest

Entry charge	None
Exit charge	None

Charges taken from the Fund over a year

Ongoing charges	0.15%
-----------------	-------

Charges taken from the Fund under certain specific conditions

Performance fee	None
-----------------	------

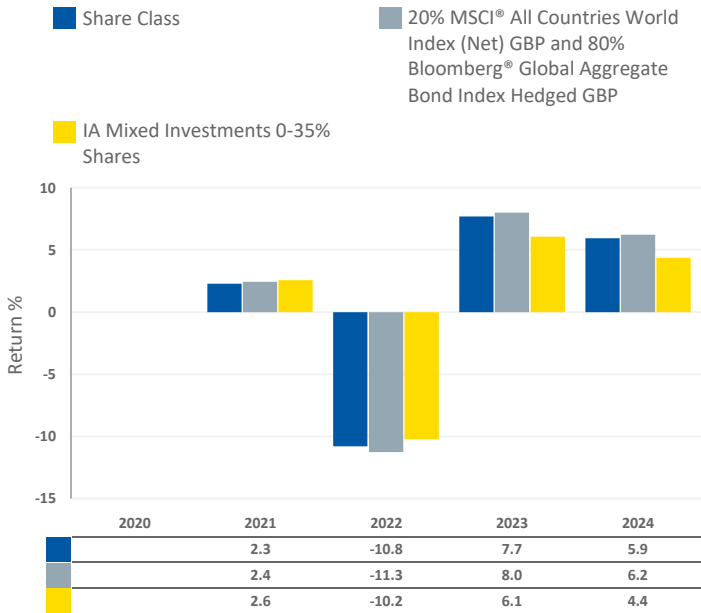
This is the maximum that might be taken out of your money before it is invested / before the proceeds of your investment are paid out. The charges you pay are used to pay the costs of running the Fund, including the costs of marketing and distributing it. These charges reduce the potential growth of your investment.

The entry and exit charges shown are maximum figures. In some cases (including when switching to other funds run by Aviva Investors UK Fund Services Limited) you might pay less – you can find the actual entry and exit charges from your financial adviser/distributor.

The ongoing charges figure is based on last year's expenses for the year ending 31 December 2024. The figure for ongoing charges excludes performance fees and portfolio transaction costs, except in the case of an entry/exit charge paid by the Fund when buying or selling units in another collective investment undertaking.

For more information about charges, including a full explanation of any performance fee (if applicable) please see the charges sections of the Fund's Prospectus.

PAST PERFORMANCE



Past performance is no guide to future performance.

The past performance shown in the chart opposite takes into account all charges except entry charges.

The Share Class was launched on 30 November 2020.

Performance is calculated in the Share Class currency which is GBP.

Source: Aviva Investors/Morningstar as at 31 December 2024.

PRACTICAL INFORMATION

Depository - J.P. Morgan Europe Limited

More practical information about the Fund and copies of the Prospectus and the latest annual and half yearly reports are available free of charge from Aviva Investors UK Fund Services Limited PO Box 10410, Chelmsford, CM99 2AY. These documents will be in English and cover the whole ICVC.

The latest published price of shares in the Fund and other information on the Fund, including how to buy and sell shares, is also available at [www.avivainvestors.co.uk](http://www.avivainvestors.co.uk).

Shares other than Class 2 are offered by the Fund, as set out in the Prospectus.

You may switch between funds in the Aviva Investors Portfolio Funds ICVC. An entry charge may apply to a switch but it is normally waived on most funds other than the structured/defined return funds. Details on switching are provided in the Prospectus.

The Fund is subject to the tax laws and regulations of the United Kingdom. Depending on your own country of residence, this might have an impact on your investment.

The liabilities of the Fund are segregated and the assets of this Fund will not be used to pay debts of other funds.

Aviva Investors UK Fund Services Limited may be held liable solely on the basis of any statement contained in this document that is misleading, inaccurate or inconsistent with the relevant parts of the Prospectus for the Fund.

The details of the up-to-date remuneration policy of the Management Company, including the composition of its remuneration committee, a description of the key remuneration elements and an overview of how remuneration is determined, are available on the website [www.avivainvestors.com](http://www.avivainvestors.com). A paper copy of the remuneration policy can be made available upon request and free of charge at the Management Company's registered office.

The sub-fund launched on 30 November 2020, is authorised in the United Kingdom and regulated by The Financial Conduct Authority. Aviva Investors UK Fund Services Limited is authorised in the United Kingdom and regulated by The Financial Conduct Authority.

### MyMap 3 Fund

A sub-fund of BlackRock Investment Funds

Class D Accumulating GBP

ISIN: GB00BFBFYB71

Manager: BlackRock Fund Managers Limited

## Objectives and Investment Policy

- ▶ The Fund is a fund in a series of MyMap funds and the number allocated to the Fund does not directly relate to the level of risk or return within the Fund and is used simply to differentiate the Fund from the other MyMap branded funds in the BlackRock Investment Funds umbrella.
- ▶ The aim of the Fund is to provide, over five year periods, a return on your investment (generated through an increase in the value of the assets held by the Fund and/or income received from those assets) through an actively managed portfolio, whilst also maintaining a risk profile (i.e. an evaluation of the risks (e.g. risk of losses) associated with the portfolio) for the Fund of 3%-6%.
- ▶ The risk profile of the Fund's portfolio, for this purpose, is measured as the volatility (i.e. the degree of fluctuation) of the Fund's returns converted into an annual rate, over a five year period. Generally, the higher the volatility, the riskier the investment.
- ▶ Although the Fund aims to achieve its investment objective, there is no guarantee that this will be achieved, and the Fund may experience loss. The Fund's risk profile may fall outside the stated range from time to time. There can be no guarantee that the Fund will maintain the target level of risk, especially during periods of unusually high or low volatility in the equity and fixed income markets. The Fund's potential gains and losses are likely to be constrained by the aim to stay within the predefined risk profile. The Fund's capital is at risk, meaning that the Fund could suffer a decrease in value and the value of your investment could decrease as a result.
- ▶ The Fund will seek to achieve its investment exposure by investing predominantly (more than 80% of the Fund's net asset value) in units of other funds, including, but not limited to exchange traded funds and other index funds managed by an affiliate of the BlackRock Group.
- ▶ At any one time, a substantial amount, or even all of the Fund's assets may be held in units of other funds.
- ▶ The Fund will seek to achieve its investment objective by obtaining indirect exposure to a variety of asset classes globally, including equity securities (e.g. shares), fixed income securities (such as corporate bonds and government bonds), cash and near cash instruments (such as money market instruments (i.e. debt securities with short term maturities)).
- ▶ The Fund will seek to stay within the stated risk profile by varying its asset allocations (i.e. mix of assets) in different market conditions. Given the lower risk profile of the Fund, under normal market conditions the Fund will seek a greater exposure to fixed income securities and near cash instruments (which are generally considered to be less risky compared to equity securities), compared to a fund with a higher risk profile which would seek to have a greater exposure to equity securities (which are generally considered to be more risky compared to fixed income securities and near cash instruments).
- ▶ The Fund may hold up to 15% of the Fund's net asset value indirectly in alternative asset classes (such as, but not limited to real estate and commodities (i.e. precious metals)).
- ▶ The Fund may also invest directly in financial derivative instruments (i.e. investments the prices of which are based on one or more underlying assets) cash, near cash instruments, and forward transactions, for investment purposes and for the purposes of efficient portfolio management, including to hedge currency exposure to enable the Fund to profit from changes in currency exchange rates against the base currency of the Fund.
- ▶ The Fund is actively managed and the investment manager has discretion to select the Fund's investments and is not constrained by any benchmark in this process.
- ▶ Recommendation: This Fund may not be appropriate for short-term investment.
- ▶ Your units will be accumulating units (i.e. dividend income will be included in their value).
- ▶ Your units will be denominated in Sterling, the Fund's base currency.
- ▶ You can buy and sell your units daily. The minimum initial investment for this unit class is £100,000.

For more information on the Fund, share/unit classes, risks and charges, please see the Fund's prospectus, available on the product pages at [www.blackrock.com](http://www.blackrock.com)

## Risk and Reward Profile



- ▶ This indicator is based on historical data and may not be a reliable indication of the future risk profile of the Fund.
- ▶ The risk category shown is not guaranteed and may change over time.
- ▶ The lowest category does not mean risk free.
- ▶ The Fund is rated four due to the nature of its investments which include the risks listed below. These factors may impact the value of the Fund's investments or expose the Fund to losses.
- Credit risk, changes to interest rates and/or issuer defaults will have a significant impact on the performance of fixed income securities. Potential or actual credit rating downgrades may increase the level of risk.
- Currency Risk: The Fund invests in other currencies. Changes in exchange rates will therefore affect the value of the investment.
- The value of equities and equity-related securities can be affected by daily stock market movements. Other influential factors include political, economic news, company earnings and significant corporate events.
- ▶ Particular risks not adequately captured by the risk indicator include:
  - Counterparty Risk: The insolvency of any institutions providing services such as safekeeping of assets or acting as counterparty to derivatives or other instruments, may expose the Fund to financial loss.
  - Credit Risk: The issuer of a financial asset held within the Fund may not pay income or repay capital to the Fund when due.
  - Liquidity Risk: Lower liquidity means there are insufficient buyers or sellers to allow the Fund to sell or buy investments readily.

Charges

The charges are used to pay the costs of running the Fund, including the costs of marketing and distributing it. These charges reduce the potential growth of your investment.

The entry and exit charges shown are maximum figures. In some cases you might pay less. Please refer to your financial advisor or the distributor for the actual entry and exit charges.

\*Subject to a charge of up to 2% paid into the Fund where the Manager suspects excessive trading by an investor.

The ongoing charges figure is based on expenses for the twelve month period ending 31 December 2024. This figure may vary from year to year. It excludes portfolio trade-related costs, except costs paid to the custodian and any entry/exit charge paid to an underlying collective investment scheme (if any).

\*\* To the extent the Fund undertakes securities lending to reduce costs, the Fund will receive 62.5% of the associated revenue generated and the remaining 37.5% will be received by BlackRock as the securities lending agent. As securities lending revenue sharing does not increase the costs of running the Fund, this has been excluded from the ongoing charges.

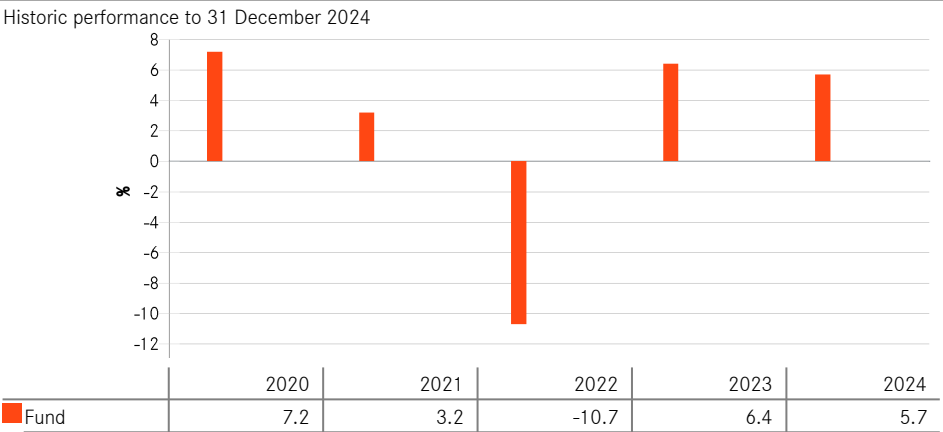
One-off charges taken before or after you invest	
Entry Charge	None
Exit Charge	None*
This is the maximum that might be taken out of your money before it is invested or before proceeds of your investments are paid out.	
Charges taken from the Fund over each year	
Ongoing Charges	0.17%**
Charges taken from the Fund under certain conditions	
Performance Fee	None

Past Performance

Past performance is not a guide to future performance.

The chart shows the Fund's annual performance in GBP for each full calendar year over the period displayed in the chart. It is expressed as a percentage change of the Fund's net asset value at each year-end. The Fund was launched in 2019. The unit class was launched in 2019.

Performance is shown after deduction of ongoing charges. Any entry/exit charges are excluded from the calculation.



Practical Information

- ▶ The trustee and depositary of the Fund is The Bank of New York Mellon (International) Limited, which also acts as custodian.
- ▶ Further information about the Fund can be obtained from the latest annual report and half-yearly reports of the Fund. These documents are available free of charge in English. These can be found, along with other information, such as unit prices, on the BlackRock website at [www.blackrock.com](http://www.blackrock.com) or by calling Investor Services on 0800 44 55 22.
- ▶ Investors should note that the tax legislation that applies to the Fund may have an impact on the personal tax position of your investment in the Fund.
- ▶ The Fund is a sub-fund of BIF, an umbrella structure comprising different subfunds. This document is specific to the Fund and unit class stated at the beginning of this document. However, the Fund's prospectus, annual and half-yearly reports are prepared for the BIF umbrella.
- ▶ BlackRock Fund Managers Limited may be held liable solely on the basis of any statement contained in this document that is misleading, inaccurate or inconsistent with the relevant parts of the Fund's prospectus.
- ▶ Under UK law, BIF has segregated liability between its sub-funds (i.e. the Fund's assets will not be used to discharge the liabilities of other sub-funds within BIF). In addition, the Fund's assets are held separately from the assets of other sub-funds.
- ▶ Investors may switch their units in the Fund for units in another sub-fund within BIF, subject to meeting certain conditions as set out in the prospectus.
- ▶ The Remuneration Policy of the Management Company, which describes how remuneration and benefits are determined and awarded, and the associated governance arrangements, is available at [www.blackrock.com/Remunerationpolicy](http://www.blackrock.com/Remunerationpolicy) or on request from the registered office of the Management Company.

This document provides you with key investor information about this fund. It is not marketing material. The information is required by law to help you understand the nature and the risks of investing in this fund. You are advised to read it so you can make an informed decision about whether to invest.

CT UNIVERSAL MAP CAUTIOUS FUND (THE "FUND")

Class C Accumulation Shares (GBP) GB00BF99VY38, a sub-fund of Columbia Threadneedle (UK) ICVC III (the "Company"), regulated by the FCA.  
This sub-fund is managed by Columbia Threadneedle Fund Management Limited, (part of the Columbia and Threadneedle group of companies).

Objectives and Investment Policy

- The Fund seeks to provide growth, combining capital and income, over the long term (at least 5 years) consistent with a cautious volatility level over the long term.
- The Fund will gain exposure to a range of global asset classes.
- At any point the Fund may be invested in any one or more of the following: collective investment schemes, equities (ordinary shares in companies), fixed income securities (securities that pay either a fixed or variable level of income on a periodic basis and generally repay a specified amount at a pre-determined date) including both government and non-government bonds, derivatives (an investment contract between the Fund and a counterparty the value of which is derived from one or more underlying assets), money-market instruments, deposits, cash and near cash, real estate investment trusts and other transferable securities. The Fund may use derivatives for investment purposes as well as for efficient portfolio management.
- The Fund is actively managed and the investment manager is not constrained by any particular asset allocation in respect of geography, industry or sector. The collective investment schemes in which the Fund invests may include other schemes promoted by Columbia Threadneedle Investments. Typically, the Fund will maintain, in normal market conditions, an exposure to equities of between 20% - 60% of the value of the portfolio, which in the investment manager's view, is consistent with the Fund's aim to maintain a cautious volatility level.
- The investment manager will aim to manage the Fund within a long term (at least 5 Years) volatility range.
- As the Fund is actively managed, the investment manager will determine the asset allocation exposures and ranges which are consistent with the target volatility range. At the investment manager's discretion, particularly in times of market stress, the Fund may not remain within the target volatility range over shorter time periods.
- Income from investments in the Fund will be added to the value of your shares.
- You may buy or sell shares daily on demand (but not weekends or UK bank holidays or other days when the Fund is not open for dealing). Orders to buy or sell must be received by 12 noon (UK time) to receive the price calculated at that day's valuation point. We are not required to hold monies arising from the purchase and sales of shares in our funds in a client money bank account and hold these monies in our own bank account, utilising the FCA's permitted one-day window while carrying out a delivery versus payment transaction for the purpose of settling transactions in relation to units in the Fund. In the exceptional event that a transaction is not processed within this one-day window, any cash will be held in a client bank account. No interest will be paid to investors on cash held on a client bank account.
- Recommendation: this fund may not be appropriate for investors who plan to withdraw their money within 5 years.

Risk and Reward Profile

The Risk and Reward Indicator table demonstrates where the Fund ranks in terms of its potential risk and reward. The higher the rank the greater the potential reward but the greater the risk of losing money. It is based on past data, may change over time and may not be a reliable indication of the future risk profile of the Fund. The shaded area in the table below shows the Fund's ranking on the Risk and Reward Indicator.



- The Fund is rated 4 because historically it has shown a medium level of volatility (how much the value of the Fund goes up and down).
- The lowest category does not mean a risk-free investment.
- The indicator may not adequately reflect the following risks of investing in particular assets, which may impact on future investment return:
  - Derivative Risk: derivative values rise and fall at a greater rate than equities and debt instruments. Losses can be greater than the initial investment.
  - Fixed Interest Securities Risk: changes in interest rates can affect the values of fixed interest holdings.
  - Credit Risk: receiving income or capital due from debt instruments is dependent on the provider's ability to pay.
  - Smaller Companies Risk: smaller companies carry a higher degree of risk and their value can be more sensitive to market movement.
  - Emerging Markets Risk: this Fund invests in emerging markets which are less developed and have additional legal and political risks.
  - Liquidity Risk: the ability to buy and sell assets at a favourable price may be affected by a low level of counterparties willing to enter into a transaction with the Fund.
  - Currency Risk: your investment may be adversely affected by changes in currency exchange rates.
  - Leverage Risk: the use of derivatives to increase the exposure of the Fund to the market through either long or short positions will make the value of the Fund's investments more volatile than those of an unleveraged fund.
- The risks currently identified as applying to the Fund are set out in the "Risk Factors" section of the Prospectus.



## Charges

The charges you pay are used to pay the costs of running the Fund, including the costs of marketing and distributing it. These charges reduce the potential growth of your investment.

### One-off charges taken before or after you invest

Entry Charge:	0.00%
Exit Charge:	0.00%

These are the maximum charges that we might take out of your money before it is invested. In some cases, you might pay less and you should speak to your financial adviser about this.

### Charges taken from the fund over a year

Ongoing Charges:	0.29%
------------------	-------

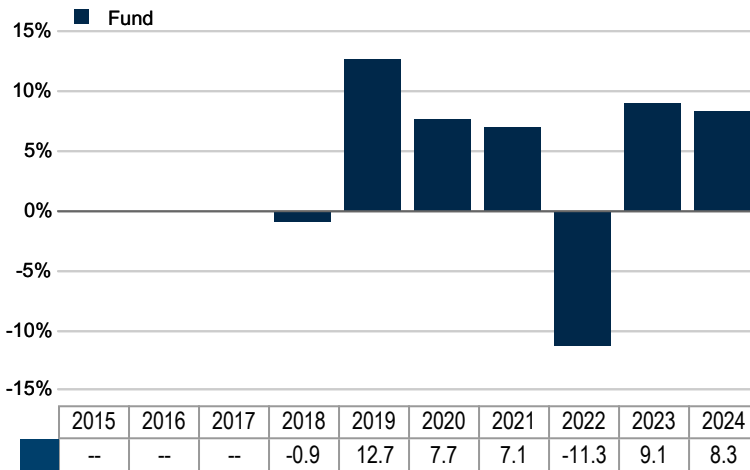
### Charges taken from the fund under certain specific conditions

Performance Fee:	NONE
------------------	------

The ongoing charges figure is based on expenses for the year ending 29/11/24. This figure may vary from year to year. It excludes the costs of buying or selling assets for the Fund (unless these assets are shares of another fund).

For more information about charges please see the Fund's prospectus.

## Past Performance



Past performance is not a guide to future performance.

Fund launch date: 10/11/2017

Share/unit class launch date: 10/11/2017

Performance is calculated in GBP.

All charges and fees, except any entry, exit and switching charge, have been included within the performance.

This chart shows how much the Fund increased or decreased in value as a percentage each year.

## Practical Information

- This document is issued by Columbia Threadneedle Fund Management Limited, a wholly owned subsidiary of Columbia Threadneedle Investments UK International Limited.
- Further information regarding the Fund including copies of the prospectus, annual and half yearly report and accounts can be obtained free of charge from Retail Sales Support, Columbia Threadneedle Investments, 6th Floor, Quatermile4, 7a Nightingale Way, Edinburgh EH3 9EG, telephone: Sales Support on 020 7464 5855 or electronically at [www.columbiathreadneedle.co.uk](http://www.columbiathreadneedle.co.uk).
- The Fund is part of Columbia Threadneedle (UK) ICVC III. You may switch investment between other funds or share classes of Columbia Threadneedle (UK) ICVC III. An entry charge may apply. Details on switching are provided in the Fund's prospectus.
- The assets and liabilities are segregated by law between the different funds of Columbia Threadneedle (UK) ICVC III. This means that the Fund's assets are held separately from other funds. Your investment in the Fund will not be affected by any claims made against any other fund in Columbia Threadneedle (UK) ICVC III.
- Details of the up to date remuneration policy including but not limited to a description of how remuneration and benefits are calculated will be available on [www.columbiathreadneedle.co.uk](http://www.columbiathreadneedle.co.uk) when and in so far as available.
- Other practical information, including the latest published price for the Fund is available on our website [www.columbiathreadneedle.co.uk](http://www.columbiathreadneedle.co.uk).
- The Depositary for the Fund is State Street Trustees Limited.
- The tax legislation of the United Kingdom may have an impact on your personal tax position depending on your country of residence.
- Columbia Threadneedle Fund Management Limited may be held liable solely on the basis of any statement contained in this document that is misleading, inaccurate or inconsistent with the relevant parts of the prospectus for the Fund.

# Non-UCITS retail scheme Key Investor Information

This document provides you with key investor information about this fund. It is not marketing material. The information is required by law to help you understand the nature and the risks of investing in this fund. You are advised to read it so you can make an informed decision about whether to invest.

## Fidelity Multi Asset Allocator Strategic Fund

a sub-fund of Fidelity Investment Funds IV

Fidelity Multi Asset Allocator Strategic Fund W Accumulation Shares  
(ISIN:GB00B99P9349)

This fund is managed by FIL Investment Services (UK) Limited

### Objectives and Investment Policy

**Objective:** The fund aims to increase the value of your investment over a period of 5 years or more through global exposure to both lower and higher risk assets.


**Investment Policy:** The fund will invest at least 70% into funds that use an 'index tracking' (also known as 'passive') investment management approach (these may include funds managed by Fidelity), with the aim of pursuing a lower cost investment approach. The remainder will be invested in other investment types such as cash and derivatives. The fund aims to maintain a fixed allocation to 40% higher risk assets (such as shares in global, smaller and emerging market companies) and 60% lower risk assets (such as global, government and corporate bonds and cash), but this range may change with market conditions, and will be periodically rebalanced back to its target 40/60 allocation. As part of the fund's asset allocation process, the Investment Manager will aim to maintain an underlying static asset allocation that is designed in-house and based on proprietary capital market assumptions using quantitative research. For the 60% lower-risk assets, the fund will aim to maintain an allocation of at least 30% in government bonds and over 20% in corporate bonds. For the 40% higher-risk assets, the fund will aim to maintain an allocation of at least 20% in global equities with the remainder spread across assets including global real estate investment trusts, global small cap and emerging market equities. The Investment Manager rebalances the strategy regularly back to these static asset allocations and has discretion over when to do so. However, the Investment Manager does not take relative positions 'overweight' or 'underweight' versus this static mix. The fund does not aim to outperform this static asset allocation.

**Investment Process:** The fund is managed without reference to a benchmark and has full discretion in its choices of investments within its objectives and policies.

**Derivatives and Techniques:** Derivatives are investments whose value is linked to another investment, or to the performance of a stock exchange or to some other variable factor, such as interest rates and used to reduce risk or transaction costs and/or to generate extra income or further increase the value of your investment. The fund may also use derivatives with the aim of achieving the investment objective.

**Additional information:** Income earned by the fund is paid into the fund and reflected by an increase in the value of each share. Shares can usually be bought and sold each business day of the fund.

### Risk and Reward Profile



Historical data may not be a reliable indication for the future.

The risk category shown is not guaranteed and may change over time.

The lowest category does not mean a "risk free" investment.

The risk and reward profile is classified by the level of historical fluctuation of the Net Asset Values of the share class, and within this classification, categories 1-2 indicate a low level of historical fluctuations, 3-5 a medium level and 6-7 a high level.

The value of your investment may fall as well as rise and you may get back less than you originally invested.

The fund may invest in instruments denominated in currencies other than the fund base currency. Changes in currency exchange rates can therefore affect the value of your investment.

This fund is categorised in risk class 4 because, in accordance with the investment policy, the value of the investments may fluctuate moderately. Consequently, both the expected return and the potential risk of loss may be average. The use of derivatives may result in "leverage" by which we mean a level of exposure which could expose the fund to the potential of greater gains or losses than would otherwise be the case. There is a risk that the issuers of bonds may not be able to repay the money they have borrowed or make interest payments. While we seek to mitigate this, the fund may be exposed to the risk of financial loss if it invests into an instrument issued by an entity that subsequently defaults on its borrowings. Losses may also be realised if an entity that the fund is exposed to ceases to make interest payments over a period of time or indefinitely. Bond prices have an inverse relationship with interest rates such that when interest rates rise, bonds may fall in value. Rising interest rates may cause the value of your investment to fall.

## Charges for this fund

The charges you pay are used to pay the costs of running the fund, including the costs of marketing and distributing it. These charges reduce the potential growth of your investment.

One-off charges taken before or after you invest	
Entry charge	0.00%
Exit charge	0.00%
The entry and exit charges shown are maximum figures. In some cases you might pay less - you can find this out from your financial adviser / distributor.	
Charges taken from the fund over a year	
Ongoing charges	0.20%
Charges taken from the fund under certain specific conditions	
Performance fee	N/A

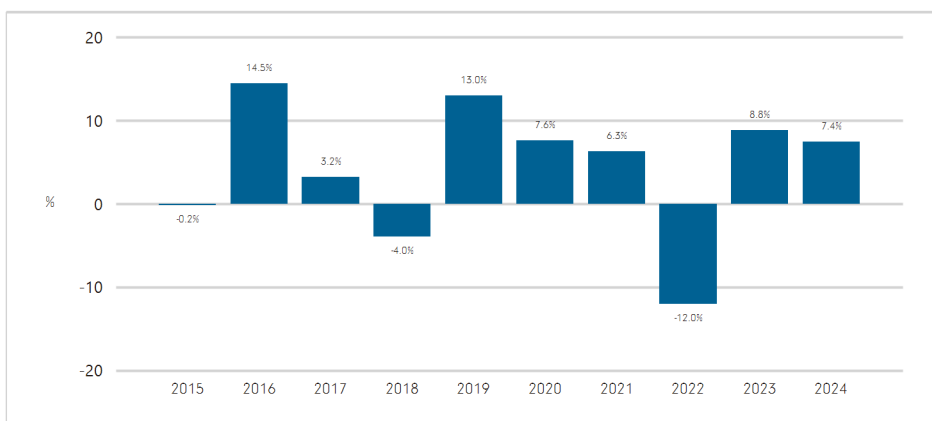
This is the maximum that might be taken out of your money before it is invested or before the proceeds of your investment are paid out.

The ongoing charges figure is based on expenses for the year ending 31/10/2023. This figure may vary from year to year. It excludes:

- performance fees (where applicable);
- portfolio transaction costs, except in the case of an entry/exit charge paid by the fund when buying or selling units in another collective investment undertaking.

For more information about charges, including the possibility that swing pricing may apply, please consult the most recent Prospectus.

## Past Performance



Past performance is not a guide to future performance results.

If any, the past performance shown takes into account the ongoing charges with exception of any applicable entry/exit charges.

The fund was launched on 10 October 2011. This class was launched on 1 March 2013.

Past performance has been calculated in GBP.

If applicable, events in the fund's life which may have affected the performance history are highlighted as an '\*\*'; in the chart, which may include changes to the fund's objective and details of such events can be found on our website or by requesting it from your appointed representative or your usual Fidelity contact. If applicable, the Objectives and Investment Policy section shall refer to a benchmark and information on previous benchmarks may be found in the annual report and accounts.

## Practical Information

**Depositary:** JP Morgan Europe Limited.

This key information document describes a sub-fund of Fidelity Investment Funds IV (the "Fund"). The prospectus and periodic reports are prepared for the entire Fund.

For more information, please consult the prospectus and latest reports and accounts which may be obtained free of charge in English from FIL Investment Services (UK) Limited. These documents and details of the remuneration policy are available via [www.fidelityinternational.com](http://www.fidelityinternational.com).

The tax legislation in United Kingdom may have an impact on your personal tax position. For further details you should consult a tax advisor.

FIL Investment Services (UK) Limited may be held liable solely on the basis of any statement contained in this document that is misleading, inaccurate or inconsistent with the relevant parts of the prospectus of the fund.

The Net Asset Value of the fund is available at the registered office of FIL Investment Services (UK) Limited, and at [www.fidelityinternational.com](http://www.fidelityinternational.com).

The assets and liabilities of the fund are segregated by law from those of other sub-funds and there is no cross-liability among the sub-funds.

You may have the right to switch from this share class into the same or possibly other share class types of another sub-fund of the Fund. Details on switching rules may be found in the Prospectus.

This fund is authorised in United Kingdom and regulated by Financial Conduct Authority (FCA).

FIL Investment Services (UK) Limited is authorised in United Kingdom and regulated by Financial Conduct Authority (FCA).

This key investor information is accurate as at 03/01/2025.

## Key Investor Information

This document provides you with key investor information about this Fund. It is not marketing material. The information is required by law to help you understand the nature and the risks of investing in this Fund. You are advised to read it so you can make an informed decision about whether to invest.

# FTSE All-World Index Fund

a sub-fund of HSBC Index Tracker Investment Funds, (the "OEIC");  
managed by HSBC Asset Management (Fund Services UK) Limited

Class: Accumulation C  
ISIN: GB00BMJJJF91

**Explanations of terms shown within the objectives and policy in bold, can be found within the glossary on the HSBC Global Asset Management (UK) Limited website: <http://www.assetmanagement.hsbc.com>.**

## Objectives and Investment Policy

- The Fund aims to track the performance of the FTSE All-World Index (the "Index") before the deduction of charges and tax.
- The Index measures the performance of large and medium sized companies in developed and **emerging markets**.
- The Fund will invest in a representative sample of the shares (**equities**) of companies that make up the Index and possibly some securities that are not included in the Index that are designed to help the Fund track the performance of the Index.
- The Fund may not invest in all the companies of the Index to manage transaction costs or to reflect market conditions, regulations or HSBC's banned weapons policy.
- The Fund may hold cash and other funds, including funds managed by the **HSBC Group**, to manage day-to-day cash flow requirements.
- The anticipated **tracking error** for the Fund is expected to be up to 0.20%.

### Use of derivatives

- The Fund may invest in different types of **derivatives** for **efficient portfolio management**, including **hedging**. In particular the Fund may use **derivatives** to help it manage cash flows and dividend payments with the aim of generating **returns** that are consistent with the Index. The use of **derivatives** will be consistent with the risk profile of the Fund.
- The Fund may enter into securities lending transactions for up to 29% of its assets. However, this is not expected to exceed 25%.
- Income is reinvested.
- You may sell your investment on any business day by contacting the administrator before the dealing deadline at 12pm.
- Recommendation: this Fund may not be appropriate for investors who plan to withdraw their money within a period of 5 years.

## Risk and Reward Profile



The risk and reward indicator is based on historical data and may not be a reliable indication of the future risk profile of the Fund.

The risk and reward category shown is not guaranteed to remain unchanged and may shift over time. The lowest category does not mean a risk-free investment.

### Why is this Fund in this specific category?

This Fund is classified in category 5 because its price or simulated data has shown medium to high fluctuations historically.

### Material risks not fully captured by the Risk and Reward Indicator:

- **Counterparty Risk** The possibility that the counterparty to a transaction may be unwilling or unable to meet its obligations.
- **Derivatives Risk** Derivatives can behave unexpectedly. The pricing and volatility of many derivatives may diverge from strictly reflecting the pricing or volatility of their underlying reference(s), instrument or asset.

- **Emerging Markets Risk** Emerging markets are less established, and often more volatile, than developed markets and involve higher risks, particularly market, liquidity and currency risks.
- **Exchange Rate Risk** Changes in currency exchange rates could reduce or increase investment gains or investment losses, in some cases significantly.
- **Index Tracking Risk** To the extent that the Fund seeks to replicate index performance by holding individual securities, there is no guarantee that its composition or performance will exactly match that of the target index at any given time ("tracking error").
- **Investment Leverage Risk** Investment Leverage occurs when the economic exposure is greater than the amount invested, such as when derivatives are used. A Fund that employs leverage may experience greater gains and/or losses due to the amplification effect from a movement in the price of the reference source.
- **Liquidity Risk** Liquidity is a measure of how easily the Fund's holdings can be quickly converted to cash. The value of the Fund's holdings may be significantly impacted by liquidity risk during adverse market conditions.
- **Operational Risk** Operational errors may affect transactions, valuation, accounting, financial reporting and other processes relating to the Fund.

Charges

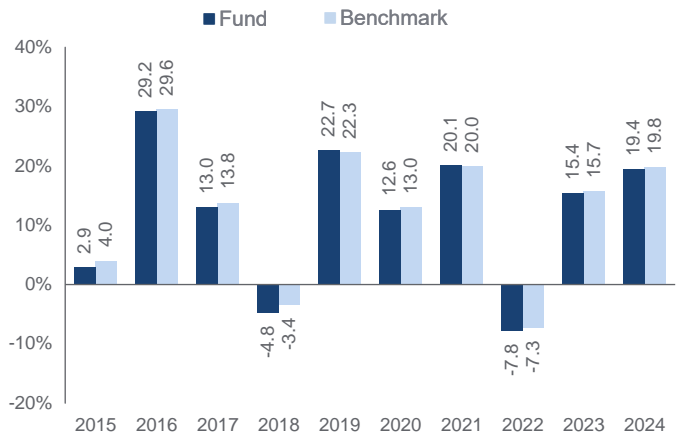
The charges you pay are used to pay the running costs of the Fund, including the marketing and distribution costs. These charges reduce the potential growth of the investment.

One-off charges taken before or after you invest	
Entry charge	0.00%
Exit charge	0.00%
This is the maximum that might be taken out of your money before it is invested or before the proceeds of your investment are paid out.	
Charges taken from the Fund over a year	
Ongoing charge	0.13%
Charges taken from the Fund under certain specific conditions	
Performance fee	None

- The entry and exit charges shown are the maximum that may be charged. In some cases you may pay less. You can obtain the actual charges from your financial adviser.
- A conversion charge may be payable.
- The ongoing charges figure is based on last year's expenses for the year ending 15/11/2024. Charges may vary from year to year.

Further information on Charges can be found in the "Fees and Expenses" section of the Fund's Prospectus.

Past Performance



- Past performance is not a guide to future performance; the value of your investment and any income from it can go down as well as up.
- Performance returns are based on the net asset value with distributable income reinvested. Past performance takes account of all ongoing charges but not entry, exit or conversion charges.
- The past performance of this share class is calculated in GBP.
- The performance of the Fund is shown against the performance of the FTSE All-World Index.
- The Fund was launched on 25 July 2014.

Practical Information

**Depository**  
State Street Trustees Limited.

**Further information**  
Further information about the OEIC including the latest Prospectus, latest published prices of shares, annual report and half yearly report may be obtained free of charge, in English, from the Administrator, HSBC Asset Management (Fund Services UK) Limited, Sunderland SR43 4BF or by visiting [www.assetmanagement.hsbc.com](http://www.assetmanagement.hsbc.com). The most recent Prospectus is available in English. This document describes a single share class of the OEIC. The Prospectus, annual and half yearly reports are prepared for the entire OEIC.

**Share classes**  
Other share classes are available, as detailed in the Prospectus. It is possible to convert your shares into a different share class or switch your shares into a different Fund within the OEIC. Details of how to do this are in the Prospectus (please note an initial charge may apply).

**Remuneration Policy**  
The Remuneration Policy of the Authorised Corporate Director, which describes the remuneration practices and governance arrangements for UCITS and AIFMD Authorised entities, is available at [www.assetmanagement.hsbc.com](http://www.assetmanagement.hsbc.com) (please select "About Us" then "Our Governance" then "Remuneration Practices and Governance Arrangements for UCITS and AIFMD Authorised Entities") or on request free of charge from the Administrator.

**Tax**  
UK tax legislation may have an impact on your personal position.

**Management Company**  
HSBC Asset Management (Fund Services UK) Limited, the Authorised Corporate Director, may be held liable solely on the basis of any statement contained in this document that is misleading, inaccurate or inconsistent with the relevant parts of the Prospectus for the OEIC.

**Segregated liability**  
The OEIC is an umbrella investment company with segregated liability between Funds. This means that the holdings of one Fund are kept separate from the holdings of the other Funds and your investment in the Fund cannot be used to pay the liabilities of any other Fund.



## Non-UCITS retail scheme Key Investor Information

This document provides you with key investor information about this Fund. It is not marketing material. The information is required by law to help you understand the nature and the risks of investing in this Fund. You are advised to read it so you can make an informed decision about whether to invest.

# Global Strategy Conservative Portfolio

a sub-fund of HSBC OpenFunds, (the "OEIC");  
managed by HSBC Asset Management (Fund Services UK) Limited

Class: Accumulation C  
ISIN: GB00BYVXBK29

**Explanations of terms shown within the objectives and policy in bold, can be found within the glossary on the HSBC Global Asset Management (UK) Limited website: <http://www.assetmanagement.hsbc.com>.**

## Objectives and Investment Policy

- The Fund aims to provide **growth** in line with its risk profile in the long term, which is a period of 5 years or more.
- This is one of a range of **actively managed** Global Strategy Portfolios offered at five different risk levels. The Fund is rated as 2, where 1 is a lower level of risk and 5 is a higher level of risk.
- The level of risk stated is to allow investors to compare the risk relative to other Global Strategy Portfolios. This differs from the Risk and reward profile below, which we are required to provide by regulation and which allows investors to compare the risk for different types of funds.
- As the Fund is managed with the aim of maximising **returns** in line with its long term risk profile any potential **returns** are likely to be limited by the risk profile of the Fund.
- To achieve its objective the Fund will invest a minimum of 70% in other funds, including funds which aim to track the performance of **market indices**. The other funds will in turn invest in a range of asset types such as shares of companies (**equities**), **bonds** and property that make up the index. The Fund will be invested across global markets and typically the Fund will have a bias towards asset types that focus on **bonds**.
- The funds that the Fund invests in will, where possible, be those managed by the **HSBC Group**. Where this isn't possible the Fund may invest in funds managed by other fund providers.
- The Fund may invest up to 30% of its value directly in asset types such as **bonds** where the investment objective can be more efficiently achieved, as well as cash.
- The Fund aims to meet its objective with a focus on lower ongoing charges. This is taken into consideration when deciding which asset classes the Fund will invest in and how the Fund achieves exposure to those asset classes.

- The **asset allocation** of each fund in the range reflects the risk level. Under typical market conditions, the **asset allocation** of the Fund will be as follows: **Equities**: 25-50%, **Bonds**: 40-75%, Other asset types, including cash: 0-25%. These percentages will fluctuate based upon market movement and adjustments to the **asset allocation** to enable the Fund to meet its aim.


### Use of Benchmarks

- The Fund is actively managed in line with its risk profile instead of being managed with reference to a benchmark. The performance of the Fund is compared against the performance of funds that are part of the Morningstar Allocation 20-40% Equity Category, with both **returns** and **volatility** considered in the comparison.

### Use of Derivatives

- The Fund may invest in different types of **derivatives** for **efficient portfolio management** purposes, including **hedging**, and for broader investment purposes to help the Fund meet its objective. In particular **derivatives** will be used to reduce or increase the Fund's exposure to different types of assets and to reduce the risk associated with movements in the rate of exchange between Sterling and other currencies in which the Fund's assets may be held. The Fund does not intend to use **derivatives** extensively and their use will be consistent with the risk profile of the Fund.
- Income is reinvested.
- You may sell your investment on any business day by contacting the administrator before the dealing deadline at 12pm.
- Recommendation: this Fund may not be appropriate for investors who plan to withdraw their money within a period of 5 years.

## Risk and Reward Profile



The risk and reward indicator is based on historical data and may not be a reliable indication of the future risk profile of the Fund.

The risk and reward category shown is not guaranteed to remain unchanged and may shift over time. The lowest category does not mean a risk-free investment.

### Why is this Fund in this specific category?

This Fund is classified in category 4 because its price or simulated data has shown medium fluctuations historically.

### Material risks not fully captured by the Risk and Reward Indicator:

- Counterparty Risk** The possibility that the counterparty to a transaction may be unwilling or unable to meet its obligations.
- Credit Risk** A bond or money market security could lose value if the issuer's financial health deteriorates.
- Default Risk** The issuers of certain bonds could become unwilling or unable to make payments on their bonds.
- Derivatives Risk** Derivatives can behave unexpectedly. The pricing and volatility of many derivatives may diverge from strictly reflecting the pricing or volatility of their underlying reference(s), instrument or asset.
- Emerging Markets Risk** Emerging markets are less established, and often more volatile, than developed markets and involve higher risks, particularly market, liquidity and currency risks.
- Exchange Rate Risk** Changes in currency exchange rates could reduce or increase investment gains or investment losses, in some cases significantly.
- Interest Rate Risk** When interest rates rise, bond values generally fall. This risk of this happening is generally greater the longer the maturity of a bond investment and the higher its credit quality.
- Investment Fund Risk** Investing in other funds involves certain risks an investor would not face if investing in markets directly. Governance of underlying assets can be the responsibility of third-party managers.
- Investment Leverage Risk** Investment Leverage occurs when the economic exposure is greater than the amount invested, such as when derivatives are used. A Fund that employs leverage may experience greater gains and/or losses due to the amplification effect from a movement in the price of the reference source.
- Liquidity Risk** Liquidity is a measure of how easily the Fund's holdings can be quickly converted to cash. The value of the Fund's holdings may be significantly impacted by liquidity risk during adverse market conditions.
- Operational Risk** Operational errors may affect transactions, valuation, accounting, financial reporting and other processes relating to the Fund.

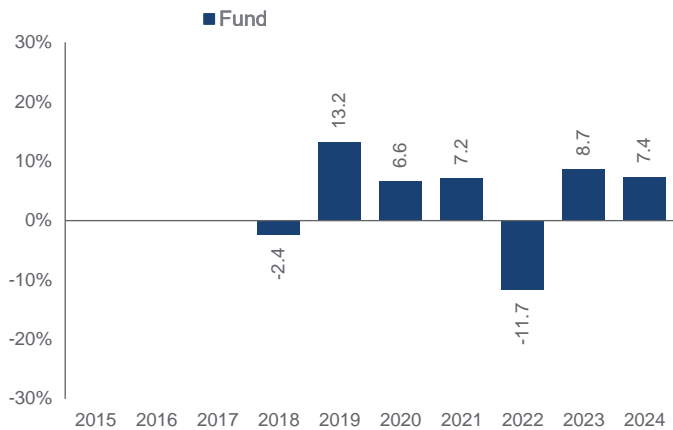
Charges

The charges you pay are used to pay the running costs of the Fund, including the marketing and distribution costs. These charges reduce the potential growth of the investment.

One-off charges taken before or after you invest	
Entry charge	0.00%
Exit charge	0.00%
This is the maximum that might be taken out of your money before it is invested or before the proceeds of your investment are paid out.	
Charges taken from the Fund over a year	
Ongoing charge	0.21%
Charges taken from the Fund under certain specific conditions	
Performance fee	None

- The entry and exit charges shown are the maximum that may be charged. In some cases you may pay less. You can obtain the actual charges from your financial adviser.
  - A conversion charge may be payable.
  - The ongoing charges figure is based on last year's expenses for the year ending 15/10/2024. Charges may vary from year to year.
- Further information on Charges can be found in the "Fees and Expenses" section of the Fund's Prospectus.

Past Performance



- Past performance is not a guide to future performance; the value of your investment and any income from it can go down as well as up.
- Performance returns are based on the net asset value with distributable income reinvested. Past performance takes account of all ongoing charges but not entry, exit or conversion charges.
- The past performance of this share class is calculated in GBP.
- The Fund was launched on 23 August 2017.

Practical Information

**Depository**  
State Street Trustees Limited.

**Further information**  
Further information about the OEIC including the latest Prospectus, latest published prices of shares, annual report and half yearly report may be obtained free of charge, in English, from the Administrator, HSBC Asset Management (Fund Services UK) Limited, Sunderland SR43 4BF or by visiting [www.assetmanagement.hsbc.com](http://www.assetmanagement.hsbc.com). The most recent Prospectus is available in English. This document describes a single share class of the OEIC. The Prospectus, annual and half yearly reports are prepared for the entire OEIC.

**Share classes**  
Other share classes are available, as detailed in the Prospectus. It is possible to convert your shares into a different share class or switch your shares into a different Fund within the OEIC. Details of how to do this are in the Prospectus (please note an initial charge may apply).

**Remuneration Policy**  
The Remuneration Policy of the Authorised Corporate Director, which describes the remuneration practices and governance arrangements for UCITS and AIFMD Authorised entities, is available at [www.assetmanagement.hsbc.com](http://www.assetmanagement.hsbc.com) (please select "About Us" then "Our Governance" then "Remuneration Practices and Governance Arrangements for UCITS and AIFMD Authorised Entities") or on request free of charge from the Administrator.

**Tax**  
UK tax legislation may have an impact on your personal position.

**Segregated liability**  
The OEIC is an umbrella investment company with segregated liability between Funds. This means that the holdings of one Fund are kept separate from the holdings of the other Funds and your investment in the Fund cannot be used to pay the liabilities of any other Fund.

## NON-UCITS RETAIL SCHEME

### KEY INVESTOR INFORMATION

This document provides you with Key Investor Information about this Fund. It is not marketing material. The information is required by law to help you understand the nature and the risks of investing in this Fund. You are advised to read it so you can make an informed decision about whether to invest.

## Janus Henderson

### Diversified Alternatives Fund Class I Acc ISIN: GB00BDZT6269

A sub-fund of Janus Henderson Multi-Manager Investment OEIC, a UK OEIC managed by Janus Henderson Fund Management UK Limited.  
Fund Currency: GBP Share Class Currency: GBP

## Objective and investment policy

### Objective

The Fund aims to provide capital growth, over the long term.

Performance target: To outperform the Consumer Price Index by 3% per annum, before the deduction of charges, over any 5 year period.

### Investment policy

The Fund invests globally in a diverse portfolio of investments which gain exposure indirectly to alternative asset classes such as private equity, infrastructure, property, commodities and hedge funds. The Fund will invest at least 80% in a combination of closed ended funds (e.g. investment trusts), investment companies, REITs, collective investment schemes (both regulated and unregulated and including those managed by Janus Henderson), exchange traded funds (ETFs), exchange traded notes (ETNs) and fixed interest securities.

The Fund may also invest in cash and money market instruments.

The Investment Manager may use derivatives (complex financial instruments) to reduce risk or to manage the Fund more efficiently.

The Fund is actively managed with reference to the Consumer Price Index as this forms the basis of the Fund's performance target. The Investment Manager has complete discretion to choose investments for the Fund.

### Strategy

The Investment Manager seeks to provide investors with a diversified portfolio of alternative assets such as hedge fund strategies, private equity and commodities,

with the fund typically having a lower level of volatility when compared to movements in equity markets. The investment team seeks to identify attractive investments through assessing market conditions and conducting due diligence on alternative asset managers.

**Distribution policy** The Fund offers accumulation shares (shares in which net income is retained within the price).

**Recommendation** This Fund may not be appropriate for investors who plan to withdraw their money within 5 years.

The Fund is designed to be used only as one component of several in a diversified investment portfolio. Investors should consider carefully the proportion of their portfolio invested into this Fund.

You can buy, sell or switch shares in the Fund on any dealing day and according to certain restrictions, both defined in detail in the Company's Prospectus.

**For an explanation of some of the terms used in this document, please visit the glossary on our website at [www.janushenderson.com](http://www.janushenderson.com).**

## Risk and reward profile



The value of an investment and any income from it can go up or down. When you sell your shares they may be worth less than you paid for them.

The rating above is based on the historic volatility of the share class. Historic data may not be a reliable indication of the future risk profile of the Fund. The rating is not guaranteed and may change over time.

The share class appears at 5 out of 7. Share classes in higher categories have shown greater and/or more frequent variations in Net Asset Value in the past five years than those in lower categories. The lowest category does not mean risk free.

Other material risks not captured by the rating:

**Investment Trusts** The Fund invests significantly in investment trusts to gain exposure to alternative asset classes and, since investment trusts are listed equities, events impacting the wider equity market are likely to impact the Fund.

**Underlying Funds** The Fund invests in other funds (including exchange-traded funds and investment trusts/companies). This may introduce more risky assets, derivative usage and other risks associated with the underlying funds, as well as contributing to a higher level of ongoing charges.

**Derivatives** The Fund may use derivatives with the aim of reducing risk or managing the portfolio more efficiently. However this introduces other risks, in particular, that a derivative counterparty may not meet its contractual obligations.

**Exchange Rates** If the Fund holds assets in currencies other than the base currency of the Fund, or you invest in a share/unit class of a different currency to the Fund (unless hedged, i.e. mitigated by taking an offsetting position in a related security), the value of your investment may be impacted by changes in exchange rates.

**Liquidity** Securities within the Fund could become hard to value or to sell at a desired time and price, especially in extreme market conditions when asset prices may be falling, increasing the risk of investment losses.

**Counterparty Risk and Operational Risk** The Fund could lose money if a counterparty with which the Fund trades becomes unwilling or unable to meet its obligations, or as a result of failure or delay in operational processes or the failure of a third party provider.

For more information please see the Company's Prospectus.

## Charges

The charges you pay are used to pay the costs of running the Fund, including the costs of managing and distributing it. These charges reduce the potential growth of your investment.

If you invest through a third party provider you are advised to consult them directly as charges, performance and terms and conditions may differ materially to those shown in this document.

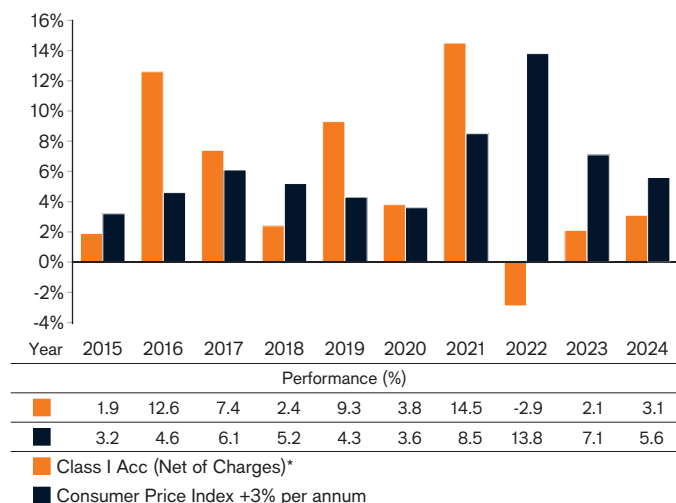
### One-off charges taken before or after you invest\*

Entry Charge	0.00%
Exit Charge	0.00%**

\* The charges shown are maximum figures. In some cases you may pay less.

\*\* Subject to a charge of up to 3.00% where the Manager suspects excessive trading by an investor (and specifically on subscriptions held for less than 90 days).

## Past performance



### Charges taken from the Fund over a year

Ongoing Charges	0.78%
-----------------	-------

The ongoing charge figure is an estimate of the expected future charges. The figure for ongoing charges excludes portfolio transaction costs, except in the case of an initial charge paid by the Fund when buying shares or units in another Fund.

For more information about Charges please see the Company's Prospectus.

The past performance is calculated in GBP.

The Fund was launched in February 2013 and the share class was launched in November 2018.

Past performance does not predict future returns.

The past performance takes into account all charges except one-off charges. Please note that while the Fund aims to achieve its performance target before the deduction of charges, the chart and table illustrate the actual performance of the share class after the deduction of charges.

The Fund does not aim to track the performance of the benchmark.

\*Class I Acc was launched in November 2018. Performance prior to that date is simulated past performance based on the Class Y Acc of the same Fund which reflects a different ongoing charge, which is currently estimated at 0.28%.

## Practical information

**Depository:** NatWest Trustee and Depository Services Limited.

**To obtain more information:** This Key Investor Information Document may not contain all the information you need.

For the last published price of shares in the Fund or any additional information on the Fund, or to obtain the Company's prospectus or the annual/semi-annual report, please visit [www.janushenderson.com](http://www.janushenderson.com). Documents are available free of charge in English and certain other languages. You may also contact the registered office of the Fund at 201 Bishopsgate, London EC2M 3AE, or your local representative office.

**Tax:** Investors should note that the tax legislation that applies to the Fund may have an impact on the personal tax position of their investment in the Fund.

Contact your adviser to discuss tax treatment, suitability of this investment, and other questions.

**Notices:** Janus Henderson Fund Management UK Limited may be held liable solely on the basis of any statement contained in this document

that is misleading, inaccurate or inconsistent with the relevant parts of the Prospectus for the Fund.

The assets of each sub-fund are segregated, meaning that each sub-fund is insulated from any losses or claims associated with the other sub-funds. Further information about dealing and switching to other share classes of this Fund or other Funds in this OEIC may be obtained by visiting [www.janushenderson.com](http://www.janushenderson.com) or found in the Company's prospectus.

The details of the up-to-date remuneration policy of the Manager are available at [www.janushenderson.com](http://www.janushenderson.com). A paper copy of the remuneration policy will be made available free of charge upon request. These include a description of how pay and benefits are worked out and the people or committee members responsible for awarding them.

The Fund and Janus Henderson Fund Management UK Limited are authorised in the UK and regulated by the Financial Conduct Authority ("FCA").

*This Key Investor Information is accurate as at 11 February 2025.*

NON-UCITS RETAIL SCHEME  
KEY INVESTOR INFORMATION

This document provides you with Key Investor Information about this Fund. It is not marketing material. The information is required by law to help you understand the nature and the risks of investing in this Fund. You are advised to read it so you can make an informed decision about whether to invest.

Janus Henderson

Multi-Asset Absolute Return Fund Class I Acc ISIN: GB00B8113P38

A sub-fund of Janus Henderson Investment Fund Series IV, a UK OEIC managed by Janus Henderson Fund Management UK Limited.  
Fund Currency: GBP Share Class Currency: GBP

Objective and investment policy

Objective

The Fund aims to provide a positive (absolute) return, regardless of market conditions, over any 12 month period. A positive return is not guaranteed over this or any other time period, and particularly over the shorter term the Fund may experience periods of negative returns. Consequently your capital is at risk.

Performance target: To outperform the UK Base Interest Rate, after the deduction of charges, over any 3 year period.

Investment policy

The Fund invests in a range of asset classes including company shares (also known as equities), bonds and collective investment schemes (other funds including those managed by Janus Henderson) and Exchange Traded Funds. The underlying investments of the collective investment schemes may include shares (equities) of companies, bonds issued by companies and governments, and alternative assets such as property, infrastructure, commodities, private equity and hedge fund type strategies.

The Fund may also invest in other transferable securities, cash and money market instruments and derivatives.

The Investment Manager may use derivatives (complex financial instruments), including total return swaps, with the aim of making investment gains in line with the Fund's objective, to reduce risk or to manage the Fund more efficiently. The Fund is actively managed with reference to the UK Base Interest Rate as this forms the basis of the Fund's performance target. The Investment Manager

has complete discretion to choose investments for the Fund and is not constrained by a benchmark.

Strategy

The Investment Manager seeks to provide investors with a diversified portfolio of assets with an emphasis on 'alternatives' such as hedge fund strategies, property and commodities - as well as traditional assets such as bonds and company shares (equities) - with the overall fund having low or modest correlation to equity and bond markets. The investment team seeks to identify attractive funds by assessing market conditions and conducting due diligence on alternative asset managers. The portfolio will have a significant proportion invested in funds which in their own right seek positive (absolute) returns in varying market conditions.

**Distribution policy** The Fund offers accumulation shares (shares in which net income is retained within the price).

**Recommendation** This Fund may not be appropriate for investors who plan to withdraw their money within 5 years.

You can buy, sell or switch shares in the Fund on any dealing day and according to certain restrictions, both defined in detail in the Company's Prospectus.

For an explanation of some of the terms used in this document, please visit the glossary on our website at [www.janushenderson.com](http://www.janushenderson.com).

Risk and reward profile



The value of an investment and any income from it can go up or down. When you sell your shares they may be worth less than you paid for them.

The rating above is based on the historic volatility of the share class. Historic data may not be a reliable indication of the future risk profile of the Fund. The rating is not guaranteed and may change over time.

The share class appears at 4 out of 7. Share classes in higher categories have shown greater and/or more frequent variations in Net Asset Value in the past five years than those in lower categories. The lowest category does not mean risk free.

Other material risks not captured by the rating:

**Underlying Funds** The Fund invests in other funds (including exchange-traded funds and investment trusts/companies). This may introduce more risky assets, derivative usage and other risks associated with the underlying funds, as well as contributing to a higher level of ongoing charges.

**Derivatives and Leverage** The Fund may use derivatives to help achieve its investment objective. This can result in leverage (higher levels of debt), which can magnify an investment outcome. Gains or losses to the Fund may therefore be greater than the cost of the derivative. Derivatives also introduce other risks, in particular, that a derivative counterparty may not meet its contractual obligations.

**Exchange Rates** If the Fund holds assets in currencies other than the base currency of the Fund, or you invest in a share/unit class of a different currency to the Fund (unless hedged, i.e. mitigated by taking an offsetting position in a related security), the value of your investment may be impacted by changes in exchange rates.

**Liquidity** Securities within the Fund could become hard to value or to sell at a desired time and price, especially in extreme market conditions when asset prices may be falling, increasing the risk of investment losses.

**Counterparty Risk and Operational Risk** The Fund could lose money if a counterparty with which the Fund trades becomes unwilling or unable to meet its obligations, or as a result of failure or delay in operational processes or the failure of a third party provider.

For more information please see the Company's Prospectus.



## Charges

The charges you pay are used to pay the costs of running the Fund, including the costs of managing and distributing it. These charges reduce the potential growth of your investment.

If you invest through a third party provider you are advised to consult them directly as charges, performance and terms and conditions may differ materially to those shown in this document.

### One-off charges taken before or after you invest\*

Entry Charge	0.00%
Exit Charge	0.00%**

\* The charges shown are maximum figures. In some cases you may pay less.

\*\* Subject to a charge of up to 3.00% where the Manager suspects excessive trading by an investor (and specifically on subscriptions held for less than 90 days).

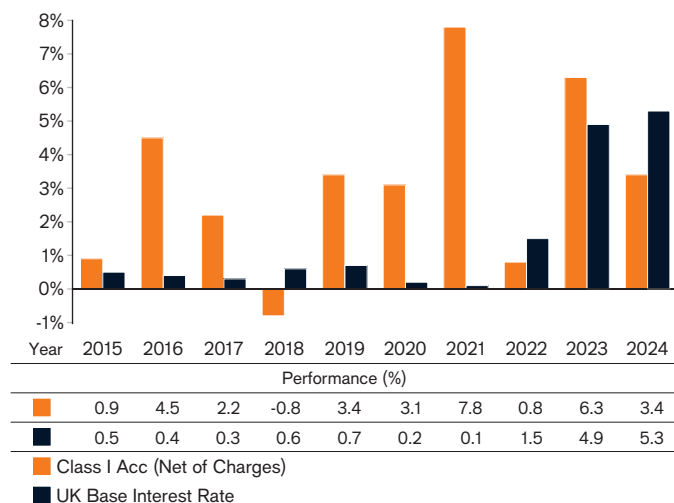
### Charges taken from the Fund over a year

Ongoing Charges	0.96%
-----------------	-------

The ongoing charge figure is an estimate of the expected future charges. The figure for ongoing charges excludes portfolio transaction costs, except in the case of an initial charge paid by the Fund when buying shares or units in another Fund.

For more information about Charges please see the Company's Prospectus.

## Past performance



The past performance is calculated in GBP.

The Fund was launched in September 2004 and the share class was launched in August 2012.

Past performance does not predict future returns.

The past performance takes into account all charges except one-off charges.

The Fund does not aim to track the performance of the benchmark.

## Practical information

**Depository:** NatWest Trustee and Depository Services Limited.

**To obtain more information:** This Key Investor Information Document may not contain all the information you need.

For the last published price of shares in the Fund or any additional information on the Fund, or to obtain the Company's prospectus or the annual/semi-annual report, please visit [www.janushenderson.com](http://www.janushenderson.com). Documents are available free of charge in English and certain other languages. You may also contact the registered office of the Fund at 201 Bishopsgate, London EC2M 3AE, or your local representative office.

**Tax:** Investors should note that the tax legislation that applies to the Fund may have an impact on the personal tax position of their investment in the Fund.

Contact your adviser to discuss tax treatment, suitability of this investment, and other questions.

**Notices:** Janus Henderson Fund Management UK Limited may be held liable solely on the basis of any statement contained in this document

that is misleading, inaccurate or inconsistent with the relevant parts of the Prospectus for the Fund.

The assets of each sub-fund are segregated, meaning that each sub-fund is insulated from any losses or claims associated with the other sub-funds.

Further information about dealing and switching to other share classes of this Fund or other Funds in this OEIC may be obtained by visiting [www.janushenderson.com](http://www.janushenderson.com) or found in the Company's prospectus.

The details of the up-to-date remuneration policy of the Manager are available at [www.janushenderson.com](http://www.janushenderson.com). A paper copy of the remuneration policy will be made available free of charge upon request. These include a description of how pay and benefits are worked out and the people or committee members responsible for awarding them.

The Fund and Janus Henderson Fund Management UK Limited are authorised in the UK and regulated by the Financial Conduct Authority ("FCA").

*This Key Investor Information is accurate as at 11 February 2025.*

This document provides you with key investor information about this fund. It is not marketing material. The information is required by law to help you understand the nature and the risks of investing in this fund. You are advised to read it so you can make an informed decision about whether to invest.

## Royal London Short-Term Money Market Fund (Accumulation - Class Y Shares)

A sub-fund of Royal London Bond Funds ICVC ISIN: GB00B8XYYQ86

Managed by Royal London Unit Trust Managers Limited

### Objectives and investment policy

**Objective** The Fund's investment objective is to preserve capital and provide an income over rolling 12-month periods by predominantly investing (at least 80% of its assets) in cash and cash equivalents.

**Policy** The Fund is actively managed, meaning that the manager will use their expertise to select investments to meet the objective.

At least 80% of the Fund will be invested in eligible instruments as permitted by the Money Market Funds Regulation. These will include cash, time deposits, certificates of deposit, commercial paper, floating-rate notes, and short-dated government bonds.

The Fund may also make use of reverse repurchase agreements. The Fund may also hold a small amount of the portfolio in derivatives (investments that derive their value from another closely related underlying investment) for the purposes of efficient portfolio management.

Money market instruments will have a minimum rating of A-1, P-1 or F1 or long-term equivalent. Held assets will have 397 days or less to maturity. The weighted average maturity of the Fund will not exceed 60 days and the weighted average life will not exceed 120 days.

The Fund's holdings are also subject to predefined ethical criteria, which are reviewed on a quarterly basis. The Fund will not invest in the bonds or other securities of companies or other organisations that generate more than 10% of their turnover from either one or a combination of the following:

- 1) Armaments – The manufacture of armaments, nuclear weapons or associated strategic products
  - 2) Tobacco – The growing, processing or selling of tobacco products
  - 3) Fossil Fuels – the exploration, extraction and refining of oil, gas or coal
- The Fund's comparator benchmark is the Bank of England Sterling Overnight Interbank Average (SONIA). For the most appropriate comparison, this should be considered on a 'before the deduction of fees' basis. SONIA is the average overnight interest rate UK banks pay for unsecured transactions in sterling. It is considered to be an appropriate benchmark as it is a widely recognised approach to benchmarking short-term money market and fixed income funds.

**Recommendation** Investors who seek current income, protection of capital (but not guaranteed) or a short-term investment option, less than 12 months.

### Concepts to understand

**Money market instruments** Money-market instruments are short-term, liquid investments issued by public institutions or companies.

**Rolling 12 month Period** A rolling 12 month period is any period of twelve months, no matter which day you start on.

**Reverse repurchase agreements** Agreeing to sell a purchased security at a specified later date.

**Efficient Portfolio Management** A list of approved investment techniques, including the use of derivatives, used to protect against excessive risk, reduce cost or generate extra income or growth.

**Ratings** Credit-rating agencies rate bonds based on the likelihood of them defaulting and being unable to repay their debt.

*You can buy and sell your shares on each working day, except public holidays, at 12:00 noon if you tell us before 12:00 noon that you want to do so. Instructions received after 12:00 noon will be processed at 12:00 noon on the following working day.*

Other share classes may be available as described in the Prospectus. If this is an income share class, any income will be paid out to you. If this is an accumulation share class, any income will be reinvested in the Fund.

### Risk and reward profile



Lower risk

Higher risk

Typically lower rewards

Typically higher rewards

The fund is shown in risk category 1 because its share price has shown a very low level of volatility historically.. The indicator has been calculated using historical data and may not be a reliable indication of the future risk profile of the Fund. As an investment, money market instruments are typically less volatile than bonds and shares.

The risk and reward indicator is not a measure of the expected rise or fall in capital but shows how sharply the Fund's share price has gone up and down historically.

A fund whose share price has experienced sharp or large increases or decreases will sit in a higher risk category, whereas a fund whose share price has experienced small or gradual increases or decreases will sit in a lower risk category.

The indicator is calculated using a standard methodology derived from EU rules.

The risk/reward indicator is an estimate and not a guarantee. Going forward, the Fund's actual volatility could be higher or lower, and its rated risk/reward profile could change. The lowest risk category does not mean the investment is risk free.

The risk indicator does not adequately capture the following risks, which are materially relevant to the Fund:

**Investment Risk** The value of investments and any income from them may go down as well as up and is not guaranteed. Investors may not get back the amount invested.

**Credit Risk** Should the issuer of a fixed income security become unable to make income or capital payments, or their rating is downgraded, the value of that investment will fall. Fixed income securities that have a lower credit rating can pay a higher level of income and have an increased risk of default.

**EPM Techniques** The Fund may engage in EPM techniques including holdings of derivative instruments. Whilst intended to reduce risk, the use of these instruments may expose the Fund to increased price volatility.

**Interest Rate Risk** Fixed interest securities are particularly affected by trends in interest rates and inflation. If interest rates go up, the value of capital may fall, and vice versa. Inflation will also decrease the real value of capital.

**Counterparty Risk** The insolvency of any institutions providing services such as safekeeping of assets or acting as counterparty to derivatives or other instruments, may expose the Fund to financial loss.

**Inflation Risk** Where the income yield is lower than the rate of inflation, the real value of your investment will reduce over time.

**Money Market Fund Risks** A Money Market Fund is not a guaranteed investment, and is different from an investment in deposits. The principal invested in the Fund is capable of fluctuation and the risk of loss of the principal is to be borne by the investor. The Fund does not rely on external support for guaranteeing the liquidity of the Fund or stabilising the NAV per share.

Charges

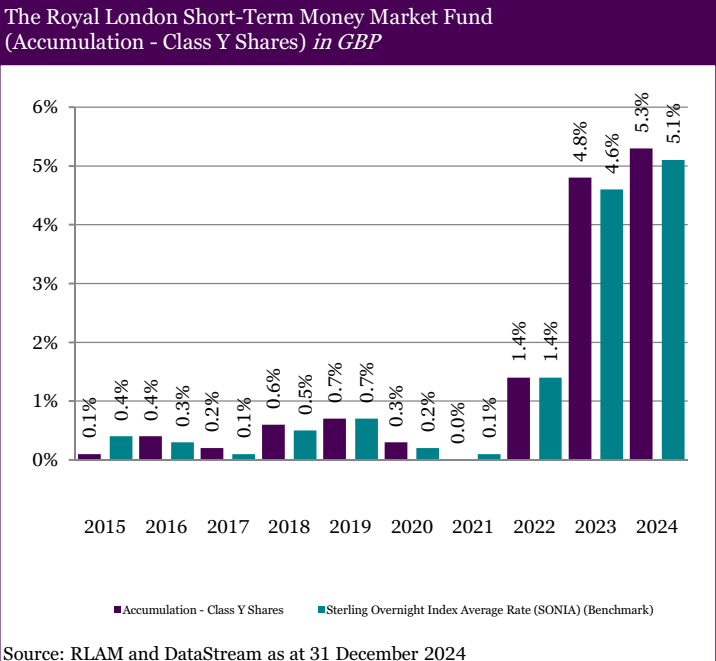
The charges you pay are used to pay the costs of running the Fund, including the costs of marketing and distributing the Fund. These charges reduce the potential growth of the investment.

One-off charges taken before or after you invest:	
Entry charge	None
Exit charge	None
Charges taken from the fund over a year:	
Ongoing charge	0.10%
Charges taken from the fund under specific conditions:	
Performance fee	None

The entry and exit charge is the maximum that might be taken out of your money before it is invested or before the proceeds of your investment are paid out. Ongoing charge is based on the Fund Management Fee (FMF), which is the periodic fee paid to the ACD to cover the expenses of the Fund. This figure does not include portfolio transaction costs. Ongoing charges are the same for all investors in the share class.

Past performance

The graph shows fund performance over the past 10 years where available. The figure for a given year shows how much the Fund increased or decreased in value during that year. These results reflect ongoing charges taken from the Fund, but do not reflect any entry charges you might have to pay. The Fund was launched on 22 July 1999 as a unit trust and converted to an open-ended investment company (OEIC) on 30 April 2010. The share class was launched on 26 November 2012.



Past performance is not a guide to future performance and may not be repeated. The chart shows performance in British Pounds after the ongoing charges and the portfolio transaction costs have been paid. Entry and exit charges are excluded from calculations of past performance. The past performance is calculated in British Pounds, with net dividends reinvested.

Practical information

**Depository:** HSBC Bank plc

**Additional Information:** This Key Investor Information Document (KIID) may not contain all the information you need. For additional information on this fund (including the Supplementary Information Document), on other share classes of this fund and on other funds, or to obtain a free copy of the Fund's Prospectus or the annual and semi-annual shareholder reports, call the information line or write to the registered office, details of which are below. Alternatively, visit [www.rlam.com](http://www.rlam.com). The Prospectus and shareholder reports are in English.

This document describes one share class of the Fund. The Prospectus and annual and semi-annual shareholder reports are prepared for the entire fund across all share classes.

For fund performance and most recent share price, visit [www.rlam.com](http://www.rlam.com).

Should you wish to switch share classes or funds, please see the "Switching" section of the Prospectus for details.

This Sub-Fund qualifies as a "Variable Net Asset Value Money Market Fund" in accordance with Regulation (EU) 2017/1131 of the European Parliament and of the Council of 14 June 2017 on Money Market Funds as may be amended or replaced from time to time and therefore will comply with these guidelines.

**Tax:** Investors should note that the tax legislation that applies to the Fund may have an impact on the personal tax position of their investment in the Fund. Contact your adviser to discuss tax treatment, suitability of this investment, and other questions.

**Notices:** Royal London Unit Trust Managers Limited may be held liable solely on the basis of any statement contained in this document that is misleading, inaccurate or inconsistent with the relevant parts of the Prospectus.

The Prospectus and long reports (shareholder reports) are prepared for the entire company. The assets and liabilities of each sub-fund are segregated by law. Therefore, the assets of the Fund belong exclusively to it and are not available to meet the liabilities of any other fund of Royal London Bond Funds ICVC.

The Fund is authorised in the United Kingdom and regulated by the Financial Conduct Authority, Royal London Unit Trust Managers Limited is authorised and regulated by the Financial Conduct Authority.

Details of the Company's remuneration policy are available at [www.rlam.com](http://www.rlam.com) including: (a) a description of how remuneration and benefits are calculated; and (b) the identities of persons responsible for awarding remuneration and benefits. A paper copy of these details may be obtained, free of charge, on request from the Company, at the address below.

**Address:** Royal London Asset Management  
80 Fenchurch Street, London, EC3M 4BY

**Telephone:** 03456 04 04 04

**Website:** [www.rlam.com](http://www.rlam.com)  
A member of the Investment Association

**Publication Date:** This Key Investor Information is accurate as at 17 February 2025

## Key Investor Information

This document provides you with key investor information about this fund. It is not marketing material. The information is required by law to help you understand the nature and the risks of investing in this fund. You are advised to read it so you can make an informed decision about whether to invest.

### Vanguard LifeStrategy 40% Equity Fund (the "Fund")

A sub-fund of Vanguard LifeStrategy Funds ICVC

### A GBP Accumulation Shares

ISIN: GB00B3ZHN960

Authorised Corporate Director: Vanguard Investments UK, Limited ("VIUK")

## Objectives and investment policy

- The Fund seeks to hold investments that will pay out money and increase in value through exposure to a diversified portfolio comprising approximately 40% shares and 60% bonds and other similar fixed income investments.
- The Fund will seek to achieve its investment objective by investing more than 90% of its assets in passive funds that track an index, which are managed or operated by the ACD or its associates ("Associated Schemes").
- The Fund will have exposure (through its investment in Associated Schemes) to a wide range of countries and asset classes, including shares, bonds and other similar fixed income investments, and money market instruments.
- The Fund will have exposure to shares of UK companies and non-UK companies (including companies in emerging markets (i.e. countries that are progressing toward becoming advanced, usually shown by some development in financial markets, the existence of some form of stock exchange and a regulatory body)), and to Sterling-denominated (including gilts, index-linked gilts and UK investment-grade corporate bonds) and non-Sterling denominated bonds. Gilts are a type of bond issued by the UK government. The UK will generally form one of the largest single country exposures for shares and bonds with approximately 35% of the bond portion of the portfolio and 25% of the share portion of the portfolio.
- The Fund may also invest directly in transferable securities, money market instruments and deposits. Transferable securities are instruments such as shares, bonds and other similar fixed income investments (which will generally be components of the indices tracked by the Associated Schemes in which the Fund invests). Money market instruments are investments usually issued by banks or governments that are a short term loan to the issuer by the buyer. The buyer receives interest and the return of the original amount at the end of a certain period.
- The Fund is actively managed in that the Investment Adviser has discretion in respect of the Associated Schemes in which the Fund may

invest and the allocations to them, each of which may change over time. The Investment Adviser manages the Fund through the pre-determined exposure to shares and bonds (and other similar fixed income investments), as detailed above.

- The Fund attempts to remain fully invested and hold small amounts of cash except in extraordinary market, political or similar conditions where the Fund may temporarily depart from this investment policy to avoid losses.
- The Fund may use derivatives in order to reduce risk or cost and/or generate extra income or growth (known as "efficient portfolio management"). A derivative is a financial contract whose value is based on the value of a financial asset (such as a share, bond, or currency) or a market index.
- The currency of the share class is GBP.
- The Fund invests in securities which are denominated in currencies other than the share class currency. Movements in currency exchange rates can affect the return of investments.
- The Fund is appropriate for long-term investment. You should have an investment horizon of at least 3 years.
- Income from the Fund will be reinvested and reflected in the price of shares in the Fund.
- Portfolio transaction costs will have an impact on performance.
- Shares in the Fund can be bought or sold on a daily basis (save on certain bank holidays or public holidays and subject to certain restrictions described in Appendix 1 of the Prospectus). A list of the days on which shares in the Fund cannot be bought or sold is available on: <https://fund-docs.vanguard.com/Vanguard-LifeStrategy-Funds-ICVC.pdf>

For further information about the objectives and investment policy of the Fund, please see Appendix 1 of the Vanguard LifeStrategy Funds ICVC Prospectus (the "Prospectus") on our website at <https://global.vanguard.com>

## Risk and reward profile



- This indicator is based on historical data and may not be a reliable indication of the future risk profile of the Fund.
- The risk category shown is not guaranteed and may change over time.
- The lowest category does not mean "risk free".
- The Fund is rated 4 due to the nature of its investments which include the risks listed below. These factors may impact the value of the Fund's investments or expose the Fund to losses.
  - The value of equities and bonds can be affected by factors such as stock market movements, interest rates, credit spreads and volatility. Other driving factors include political, economic news, company earnings and significant corporate events.
  - Movements in currency exchange rates can adversely affect the return of your investment.
  - Emerging markets are generally more sensitive to economic and political conditions than developed markets. Other factors include greater 'Liquidity Risk', restrictions on investment or transfers of assets and failed/delayed delivery of securities or payments to the Fund.

- Investment risk is concentrated in specific sectors, countries, currencies or companies. This means the Fund is more sensitive to any localised economic, market, political or regulatory events.

**The risk and reward indicator does not take account of the following risks of investing in the Fund:**

- Counterparty risk. The insolvency of any institutions providing services such as safekeeping of assets or acting as counterparty to derivatives or other instruments, may expose the Fund to financial loss.
- Liquidity risk. Lower liquidity means there are insufficient buyers or sellers to allow the Fund to sell or buy investments readily. This could cause the Fund to incur higher costs when buying or selling investments or could mean that the Fund is not able to buy or sell investments when it would like to do so.
- Credit risk. The issuer of a financial asset held within the Fund may not pay income or repay capital to the Fund when due.
- Inflation risk. The value of your investments may not be worth as much in the future due to changes in purchasing power resulting from inflation.
- Use of derivatives. The use of derivatives could increase or reduce exposure to underlying assets and result in greater fluctuations of the Fund's net asset value.

For further information on risks please see the "Risk Factors and Performance" section of the Prospectus on our website at <https://global.vanguard.com>

Charges

The charges you pay are used to pay the costs of running the Fund, including the costs of marketing and distributing it. These charges reduce the potential growth of your investment.

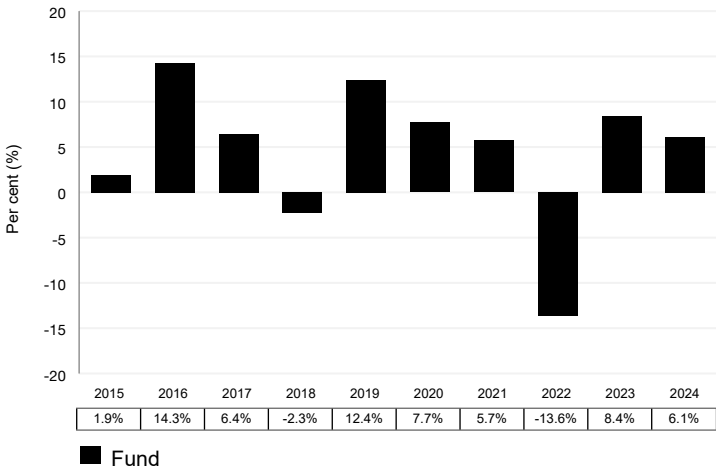
One-off charges taken before or after you invest	
Entry charge	None
Exit charge	None
This is the maximum that might be taken out of your money before it is invested / before the proceeds of your investment are paid out.	
Charges taken from the Fund over a year	
Ongoing charges	0.22%
Charges taken from the Fund under certain specific conditions	
Performance fee	None

The entry and exit charges shown are maximum figures and in some cases you might pay less. Investors can find out the actual entry and exit charges from their distributor and or adviser.

The ongoing charges figure is based on expenses for the year ended 31 December 2024. This figure may vary from year to year. It excludes portfolio transaction costs.

For further information about charges please see the sections entitled “Buying Shares”, “Redeeming Shares”, “Charges and Expenses”, “Dilution Adjustment” and Appendix 1 of the Prospectus on our website at <https://global.vanguard.com>

Past performance



- **Past performance:**
- **Is not a reliable indication of future performance.**
- Includes ongoing charges and the reinvestment of income. It excludes entry and exit fees.
- Has been calculated in GBP.
- Shares in the Fund were first issued in 2011.
- This share class was launched in 2014.

Practical information

- **Depositary:** State Street Trustees Limited.
- **Documents, prices of shares and further information:** You can obtain copies of the Prospectus and the latest annual and semi-annual report and accounts for Vanguard LifeStrategy Funds ICVC (“VLF”) along with the latest published prices of shares and other practical information, from our website at <https://global.vanguard.com>. The documents are available in English and are free of charge.
- **Prices:** The last published prices of shares in the Fund are also available from the FT’s website [www.ft.com](http://www.ft.com) or <https://global.vanguard.com>
- **Tax:** VLF is subject to the tax laws of the United Kingdom. Depending on your country of residence, this may have an impact on your personal tax position. You are recommended to consult your professional tax adviser.
- **Liability:** VIUK may be held liable solely on the basis of any statement contained in this document that is misleading, inaccurate or inconsistent with the relevant parts of the Prospectus for VLF.
- **Sub-funds:** This document describes a sub-fund of VLF. The prospectus and periodic reports are prepared for the entire company.
- The Fund’s assets belong exclusively to the Fund and shall not be used to discharge the liabilities of or claims against VLF, other sub-funds of VLF or any other person or body.
- **Shares:** The Fund is part of VLF and has both accumulation and income shares. You may switch some or all of your shares of one type, to shares of another type within the same Fund, or between other sub-funds of VLF or other funds managed by VIUK. Details of switching are provided in the Prospectus.
- Information about other share classes offered by VLF can be found in the prospectus or from our website at <https://global.vanguard.com>.
- **Remuneration policy:** Details of the Vanguard European Remuneration Policy are available at <https://www.ie.vanguard/content/dam/intl/europe/documents/ch/en/ucits-v-remuneration-policy.pdf> including: (a) a description of how remuneration and benefits are calculated; and (b) the identities of persons responsible for awarding remuneration and benefits. A paper copy of these details may be obtained, free of charge, on request from the Head of Human Resources, Europe, Vanguard Asset Services, Limited, 4th Floor The Walbrook Building, 25 Walbrook, London EC4N 8AF.





NorthStar Wealth Management

Ocean Village Innovation Centre, Ocean  
Way, Southampton, Hampshire, SO14 3JZ

Freephone: 0800 6906 247

Email: [info@nswm.co.uk](mailto:info@nswm.co.uk)

Website: [nswm.co.uk](http://nswm.co.uk)

© NorthStar Wealth Management Group Ltd. Registered in England and Wales: 09069129.  
Authorised and regulated by the Financial Conduct Authority. Registered office: Ocean  
Village Innovation Centre, Ocean Way, Southampton, Hampshire, SO14 3JZ.